

mca

CENTRAL PARK

2023

COMMUNITY

BUDGET

ADOPTED

November 16th, 2022

mca

CENTRAL PARK

2023 BUDGET SUMMARY

TABLE OF CONTENTS

Introduction.....	1
Current Financials.....	6
MCA Community Budget.....	9
Assessment Schedule.....	16
Parks & Facilities Budget.....	19
Pools & Aquatics Budget.....	23
Programming & Events Budget.....	29
Assessments & Administration Budget.....	33
Appendix A. Full Budget.....	37
Appendix B. MCA Managed Facilities Data.....	43

MISSION STATEMENT

The MCA is a 501(c) 4 Non-Profit Community Management Organization whose mission it is to create and sustain a sense of community through comprehensive support and management of community facilities and programming.



MASTER COMMUNITY ASSOCIATION INC.

AUTHORITY & FUNDING

The MCA was originally created in 2001 by Forest City (The Developer) through the statutes identified in the Colorado Common Ownership Act of 1973 (CCIOA) to be responsible for the management of all common elements created, ensure the enforcement of all covenants and establish rules necessary for the operation of the community.

The MCA is funded through monthly assessments levied to each property owner within the boundaries of the planned unit development (PUD). The assessment authority granted through Colorado state statute is outlined in the Association's Declaration, which residents are provided when they purchased property. All property owners (residential & commercial) within the PUD are members of the MCA and are subject to these community assessments.

GOVERNANCE

Since 2006 the MCA has been a self-managed organization consisting of the Executive Board, Community Delegates and an Executive Director. The "Community Delegates" approve annual assessment rates as part of the budgeting process. The neighborhood is currently organized into 11 delegate districts representing approx. 10,000 residential properties along with commercial units and apartments located within the district. Members of each district elect one delegate annually to act as the primary advocate for your district to the Executive Board. The Executive Board is the governing body, which transacts the regular business of the MCA. The Executive Director manages the day-to-day operations of the organization and oversees MCA staff and contractors.

mca

CENTRAL PARK

What We Do

We operate the communities “Special District” property and assets through comprehensive parks and recreation management, ongoing recreational and cultural programming, and ensure for the long-term operation and sustainability of all public facilities and assets. We are responsible for the operation all property owned by the **Park Creek Metropolitan District**, which includes community pools, amphitheaters, community parks, pedestrian paths, parkways and alleys for the common benefit of all residents.

Parks & Alleys

The MCA manages over 80 parks that are spread throughout the entire community. These include parks, parkways, playgrounds, sport fields and picnic areas. In addition, the MCA manages 450 public alleys designed to service individual properties.

Pools

The MCA operates and maintains seven (7) outdoor pool facilities that are designed to meet the needs of the community. Generally, outdoor pools open Memorial Day weekend and close for the season on Labor Day.

Programs

The MCA produces and supports community events and programs to create a vibrancy and sense of community for our residents and businesses. Many of our community events are centered around the South Green located within the 29th Avenue Town Center and the North Green located in the Conservatory Green neighborhood. The event season kicks into high gear May through September. The summer boasts something for everyone, from outdoor movies to live concerts and our celebrated farmers markets. The CUBE at Conservatory Green hosts community events as well as private events throughout the entire year.

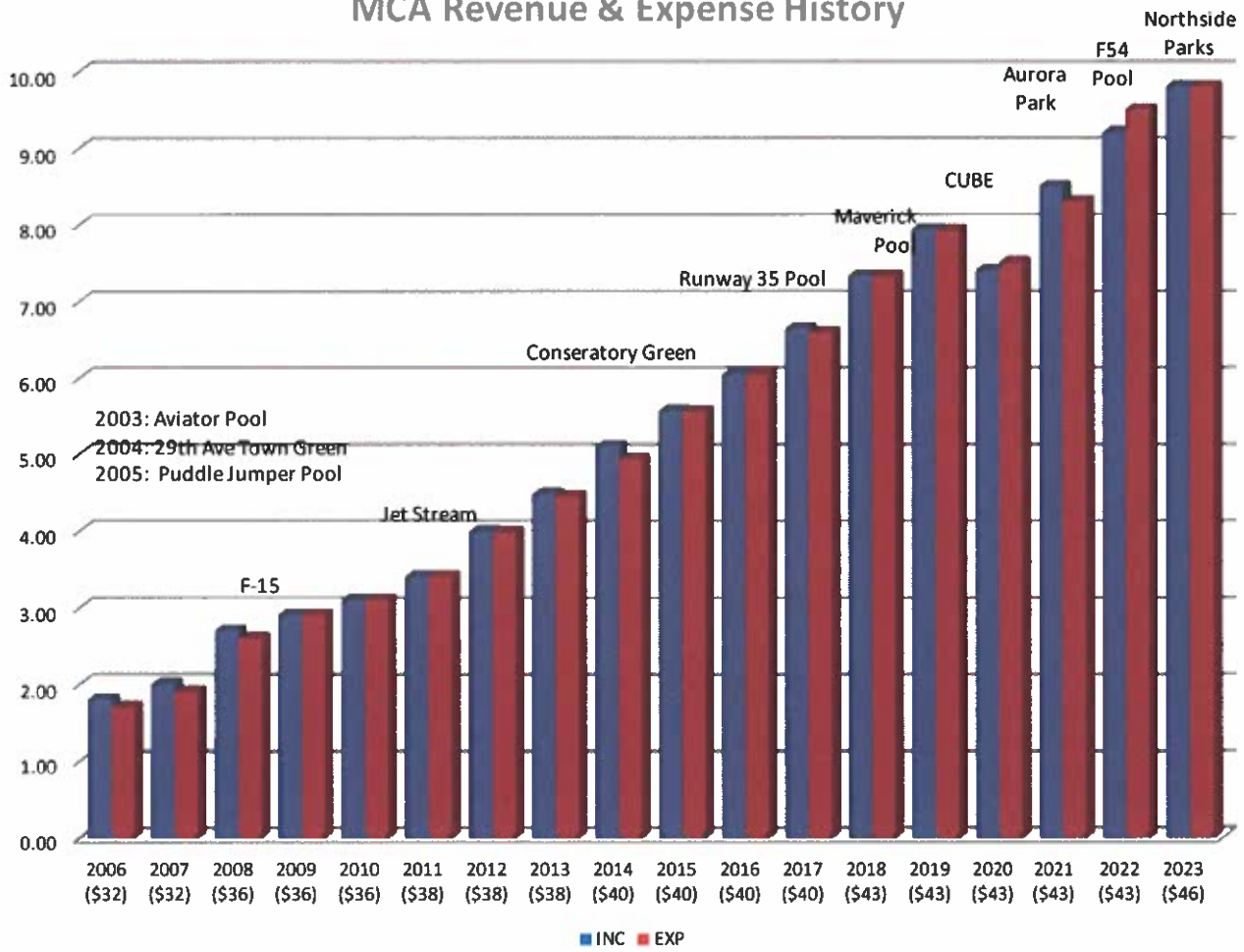
Covenant Control

The MCA maintains “limited” covenant control throughout all the neighborhoods which is designed to enforce rules over property owner’s responsibility to maintain their properties to the community standard. These covenants apply to both the landscaping and exterior structures. In addition, improvements to individual properties must be approved through the MCA’s design review committee.

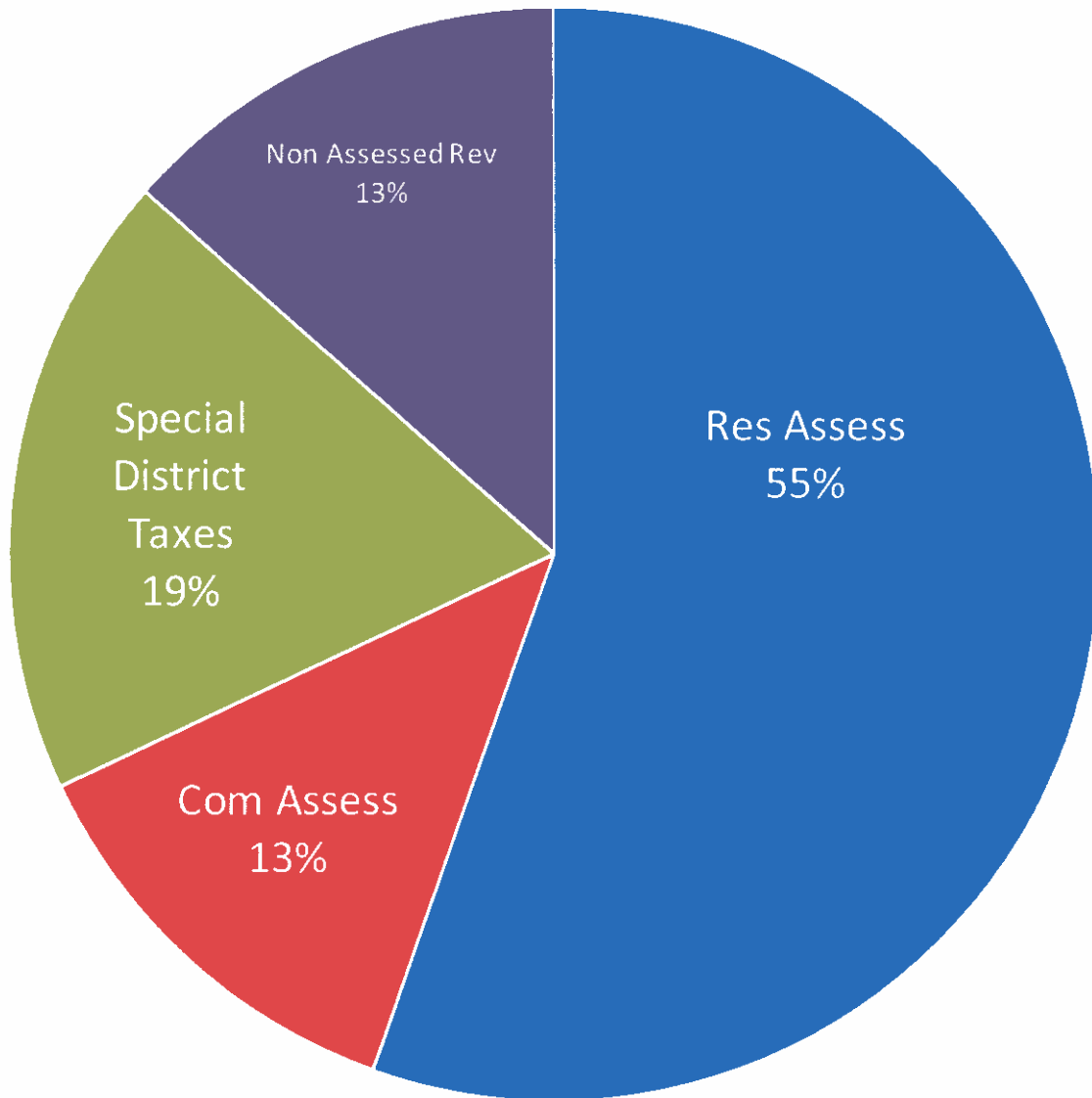
COMMUNITY INVESTMENT FUND

The MCA supports workforce development, affordable housing, education, sustainable development and parks & open space development with the collection of the Community Fee which is currently contributing over \$1.5M annually towards these important initiatives.

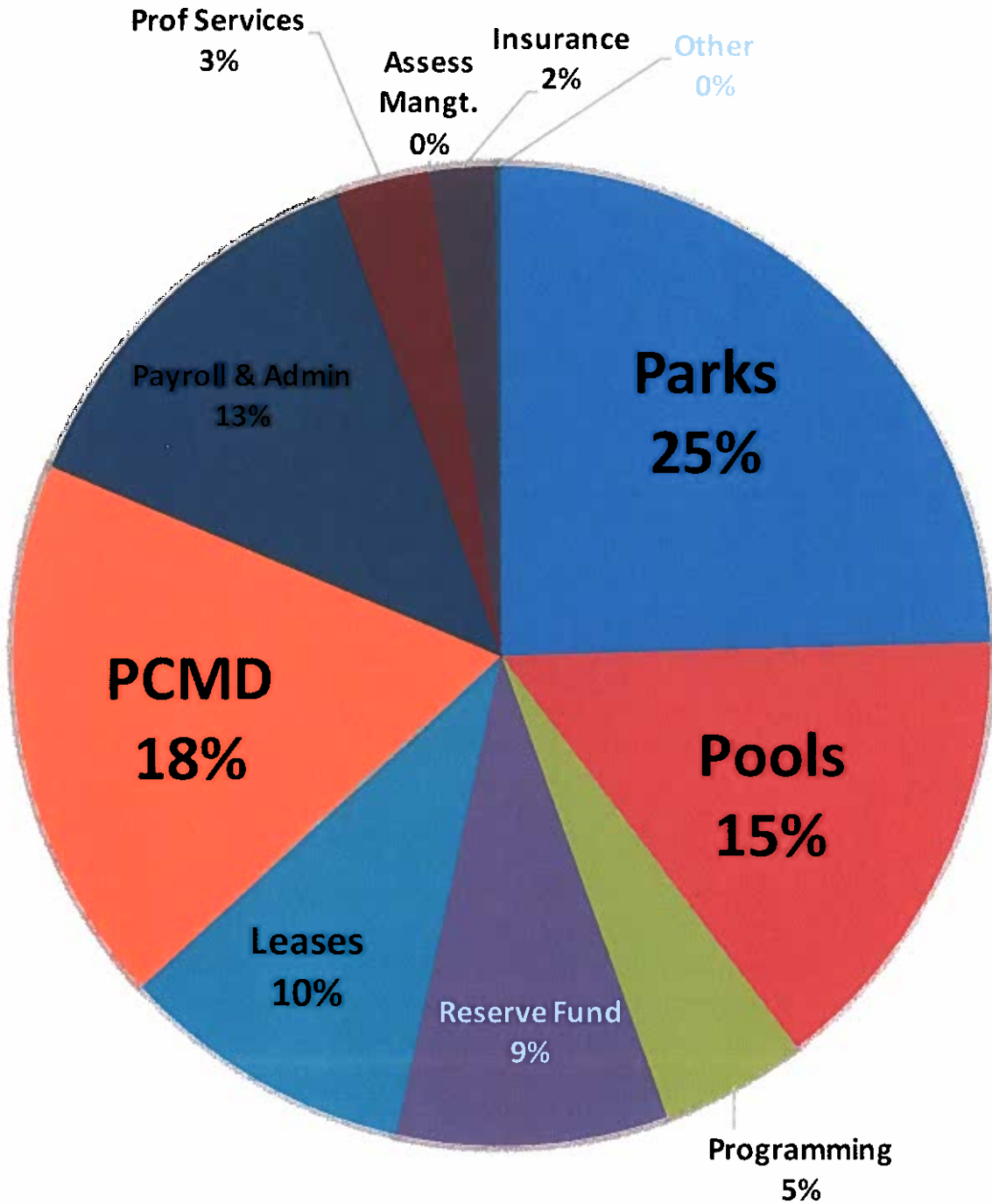
MCA Revenue & Expense History



MCA Core Funding 2022



2022 CORE EXPENSES



MCA
Statement of Activity
January through September 2022

Accrual Basis

	<u>Jan - Sep 22</u>	<u>Budget</u>	<u>\$ Over Budget</u>	<u>% of Budget</u>
Ordinary Income/Expense				
Income				
4010 · Residential Assessments	3,551,554	3,564,000	-12,446	100%
4015 · Commercial Assessments	929,631	899,556	30,075	103%
4020 · PCMD	1,492,098	1,437,608	54,490	104%
4030 · Working Capital	46,600	68,400	-21,800	68%
4040 · Collections	49,559	45,000	4,559	110%
4060 · Aquatic Services	880,648	885,500	-4,852	99%
4070 · Event Services	126,893	165,000	-38,107	77%
4080 · Earned Revenue	142,737	161,500	-18,763	88%
Total Income	<u>7,219,720</u>	<u>7,226,564</u>	<u>-6,844</u>	<u>100%</u>
Gross Profit	7,219,720	7,226,564	-6,844	100%
Expense				
5010 · Administration & Payroll	848,391	824,250	24,141	103%
5015 · MCA Leases	632,718	609,465	23,253	104%
5030 · Assessment Management	150,212	140,250	9,962	107%
5040 · Professional Services	114,755	66,900	47,855	172%
5060 · Insurance	189,259	153,750	35,509	123%
5100 · Programs and Events	521,386	510,250	11,136	102%
5210 · Park and Open Space	1,953,256	1,922,209	31,047	102%
5300 · District Maintenance	1,419,689	1,371,817	47,873	103%
5400 · Aquatics	1,525,942	1,373,400	152,542	111%
5500 · Other Expenses	15,787	17,634	-1,846	90%
5900 · Reserve & Improvement Funds	531,000	531,000	0	100%
Total Expense	<u>7,902,397</u>	<u>7,520,924</u>	<u>381,473</u>	<u>105%</u>
Net Ordinary Income	-682,677	-294,360	-388,317	232%
Other Income/Expense				
Other Income				
6010 · Reserve & Improvement Funds	531,761	531,000	761	100%
6050 · Community Fund	3,134,623			
Total Other Income	<u>3,666,384</u>	<u>531,000</u>	<u>3,135,384</u>	<u>690%</u>
Other Expense				
7010 · Reserve Repairs & Replacements	352,407	350,000	2,407	101%
7020 · Improvement Projects	184,316	185,000	-684	100%
7040 · Parkway Replacements	410			
7050 · Community Investment Grants	2,999,870			
7100 · Year End Audit Adjustments	22,135			
Total Other Expense	<u>3,559,138</u>	<u>535,000</u>	<u>3,024,138</u>	<u>665%</u>
Net Other Income	<u>107,246</u>	<u>-4,000</u>	<u>111,246</u>	<u>-2,681%</u>
Net Income	<u><u>-575,431</u></u>	<u><u>-298,360</u></u>	<u><u>-277,071</u></u>	<u><u>193%</u></u>

⑥

10:06 AM
 11/11/22
 Accrual Basis

MCA
Balance Sheet
 As of September 30, 2022

	Sep 30, 22	Sep 30, 21	\$ Change
ASSETS			
Current Assets			
Checking/Savings			
1010 · MSI Assessment Acct	561,227.05	434,627.06	126,599.99
1015 · MCA Operating Reserve 2075	84.90	20,753.89	-20,668.99
1020 · MCA Operating Acct 3350	157,286.79	190,443.03	-33,156.24
1025 · MCA Program Sweep 3107	819.79	819.79	0.00
1055 · Reserves - FirstBank 6276	886,752.21	912,410.10	-25,657.89
1060 · Reserves - Charles Schwab	-1.14	58.86	-60.00
1070 · MCA Community Fee Fund 2063	216,241.43	366,842.31	-150,600.88
1080 · Community Investment Fund	1,881.67	1,372.91	508.76
Total Checking/Savings	1,824,292.70	1,927,327.95	-103,035.25
Accounts Receivable			
1110 · Accounts receivable			
1110-01 · AR-Homeowners	92,773.28	97,268.48	-4,495.20
1110-02 · AR-Commercial	9,945.06	9,560.20	384.86
1110-03 · AR-Declarant	2,591.16	15,132.43	-12,541.27
1110-04 · AR-Builders	51,427.70	56,811.58	-5,383.88
1110-05 · AR-PCMD	399,268.93	617,616.45	-218,347.52
1110-06 · AR-For Rent MR	23,660.00	50,500.40	-26,840.40
1110-08 · AR-Domestic Water Service	23,508.92	22,800.00	708.92
1110-09 · AR-Event Sponsorships	40,523.79	33,774.79	6,749.00
1110-10 · AR-Aquatics	6,613.55	1,080.85	5,532.70
1110-11 · AR-MCA Operations	19,927.43	4,061.36	15,866.07
1110 · Accounts receivable - Other	1,162.28	1,297.28	-135.00
Total 1110 · Accounts receivable	671,402.10	909,903.82	-238,501.72
1115 · Doubtful accounts allowance	-83,000.00	-50,000.00	-33,000.00
Total Accounts Receivable	588,402.10	859,903.82	-271,501.72
Other Current Assets			
1299 · Undeposited Funds	1,000.00	1,000.00	0.00
1300 · Payroll Service Customer Asset	-2,310.64	-2,310.64	0.00
1410 · Inventories for sale	1,500.24	1,500.24	0.00
1420 · Inventories for use	10,506.44	10,506.44	0.00
1450 · Prepaid expenses	39,017.66	39,017.66	0.00
1455 · Prepaid Insurance	20,911.00	0.00	20,911.00
1530 · Petty Cash - MSI	1,200.00	1,200.00	0.00
1535 · Cash Banks - MCA			
1535-01 · Cash Bank - Pools	2,100.00	2,100.00	0.00
1535-02 · Cash Bank - Events	917.00	917.00	0.00
1535-03 · Cash Bank - Office	100.00	100.00	0.00
Total 1535 · Cash Banks - MCA	3,117.00	3,117.00	0.00
1550 · Training Equipment - Aquatics	3,890.59	3,890.59	0.00
Total Other Current Assets	78,832.29	57,921.29	20,911.00
Total Current Assets	2,491,527.09	2,845,153.06	-353,625.97
Fixed Assets			
1620 · Pool Facility - operating	55,789.44	68,424.44	-12,635.00
1630 · Leasehold improvements	1,275,416.58	1,433,451.12	-158,034.54
1640 · Furniture, fixtures, & equip	353,383.84	379,918.42	-26,534.58
1650 · Vehicles	296,642.12	206,875.02	89,767.10
1660 · Construction in progress	12,652.62	12,652.62	0.00
1720 · Accum Depreciation -Pool	-48,420.00	0.00	-48,420.00
1740 · Accum Depreciation - Furniture	-283,499.00	0.00	-283,499.00

10:06 AM

11/11/22

Accrual Basis

MCA
Balance Sheet
As of September 30, 2022

	Sep 30, 22	Sep 30, 21	\$ Change
1745 · Accum deprec			
1735 · Accum amort - leasehold improve	-633,887.90	68,220.10	-702,108.00
1755 · Accum deprec - vehicles	-57,886.00	0.00	-57,886.00
1745 · Accum deprec - Other	-68,220.00	-321,170.00	252,950.00
Total 1745 · Accum deprec	-759,993.90	-252,949.90	-507,044.00
Total Fixed Assets	901,971.70	1,848,371.72	-946,400.02
TOTAL ASSETS	3,393,498.79	4,693,524.78	-1,300,025.99
LIABILITIES & EQUITY			
Liabilities			
Current Liabilities			
Accounts Payable			
2010 · Accounts payable	970,907.82	567,233.71	403,674.11
Total Accounts Payable	970,907.82	567,233.71	403,674.11
Credit Cards			
2050 · Credit card - Capital One VISA			
2050-01 · Capital One (6466)	-3,558.50	-3,558.50	0.00
2050-02 · Capital One (1868)	-3,528.17	-3,528.17	0.00
2050 · Credit card - Capital One VISA - Other	1,787.43	9,750.22	-7,962.79
Total 2050 · Credit card - Capital One VISA	-5,299.24	2,663.55	-7,962.79
2052 · First Bank VISA (5586)	9,303.48	11,809.43	-2,505.95
Total Credit Cards	4,004.24	14,472.98	-10,468.74
Other Current Liabilities			
2015 · Account Payable - Audit	13,978.00	0.00	13,978.00
2100 · Payroll Liabilities	14,562.98	4,726.65	9,836.33
2111 · Direct Deposit Liabilities	391.00	2,842.31	-2,451.31
2200 · Prepaid Assessments	169,164.72	171,058.87	-1,894.15
2250 · Swim Team Fund	22,773.36	22,773.36	0.00
2260 · F10 Stormsewer Reserve Fund	40,125.00	39,225.00	900.00
2320 · Defered Insurance Claim	20,977.00	0.00	20,977.00
2410 · Refundable advances	-260.23	-260.23	0.00
Total Other Current Liabilities	281,711.83	240,365.96	41,345.87
Total Current Liabilities	1,256,623.89	822,072.65	434,551.24
Total Liabilities	1,256,623.89	822,072.65	434,551.24
Equity			
3001 · Opening Bal Equity	87,617.39	87,617.39	0.00
3010 · Unrestrict (retained earnings)	710,381.50	1,881,354.37	-1,170,972.87
3300 · Working Capital Equity	1,914,307.00	1,393,707.00	520,600.00
Net Income	-575,430.99	508,773.37	-1,084,204.36
Total Equity	2,136,874.90	3,871,452.13	-1,734,577.23
TOTAL LIABILITIES & EQUITY	3,393,498.79	4,693,524.78	-1,300,025.99





2023 COMMUNITY BUDGET

2023 is a year that the MCA will see significant operational improvements in comparison to the challenges faced in 2020-2022 due to the ongoing Covid -19 pandemic, Inflationary pressures, and the challenging labor market for seasonal certified staff. We will gain additional operation of parks and parkways north of 60th Ave and east of Moline to Peoria. The MCA is also anticipating increased programming of both the CUBE and Conservatory Green and Founders Green as pandemic restrictions subside and normal daily life returns.

The MCA staff has focused on compiling and presenting a responsible, forward-looking budget. Given the pace of growth in the community as it relates to facility development, we want to ensure the proper funding levels for all areas of operation. It is our intent to expand carefully and conservatively. We will continue to closely evaluate all the contractual services that we currently contract on an annual basis and determine if cost saving will continue or if those areas will be more cost effective under one of the “in-house” departments.

It is the responsibility of the elected community delegates to ratify the proposed budget and send it to the MCA Executive Board. This ratification will occur at the annual meeting of the Community Delegates and Executive Board scheduled for Wednesday, November 16th at Noon. If the delegates fail to ratify a new budget with a revised assessment schedule the board will be required to revert to the most recent previous budget and corresponding assessment schedule.

All comments regarding this proposed budget or any other concerns with MCA operations should be directed to your elected delegate or to the executive board. Delegates can be contacted via email or at the annual members meeting scheduled for Wednesday, December 14th at 6:30 PM at the MCA CUBE (8371 E Northfield Blvd Denver, CO 80238).



mca

CENTRAL PARK

2023 BUDGET ASSUMPTIONS

- Estimated Population..... 35,000
- Number of Residential Properties..... 10,228
- Number of Apartments..... 2,732
- Total Commercial Units 1,936
- Park Managed..... 80
- ROW Managed..... 40 acres
- Total Alleys Maintained..... 495
- Pool/Aquatic Facilities Managed 7
- Outdoor Amphitheaters..... 2
- Community / Event space..... 6,000 s.f.
- Office space..... 4,000 s.f.
- Full time Employees..... 15
- PT and/or Seasonal Employees..... 150

2022 vs 2023 Budget

3,000,000

2,500,000

2,000,000

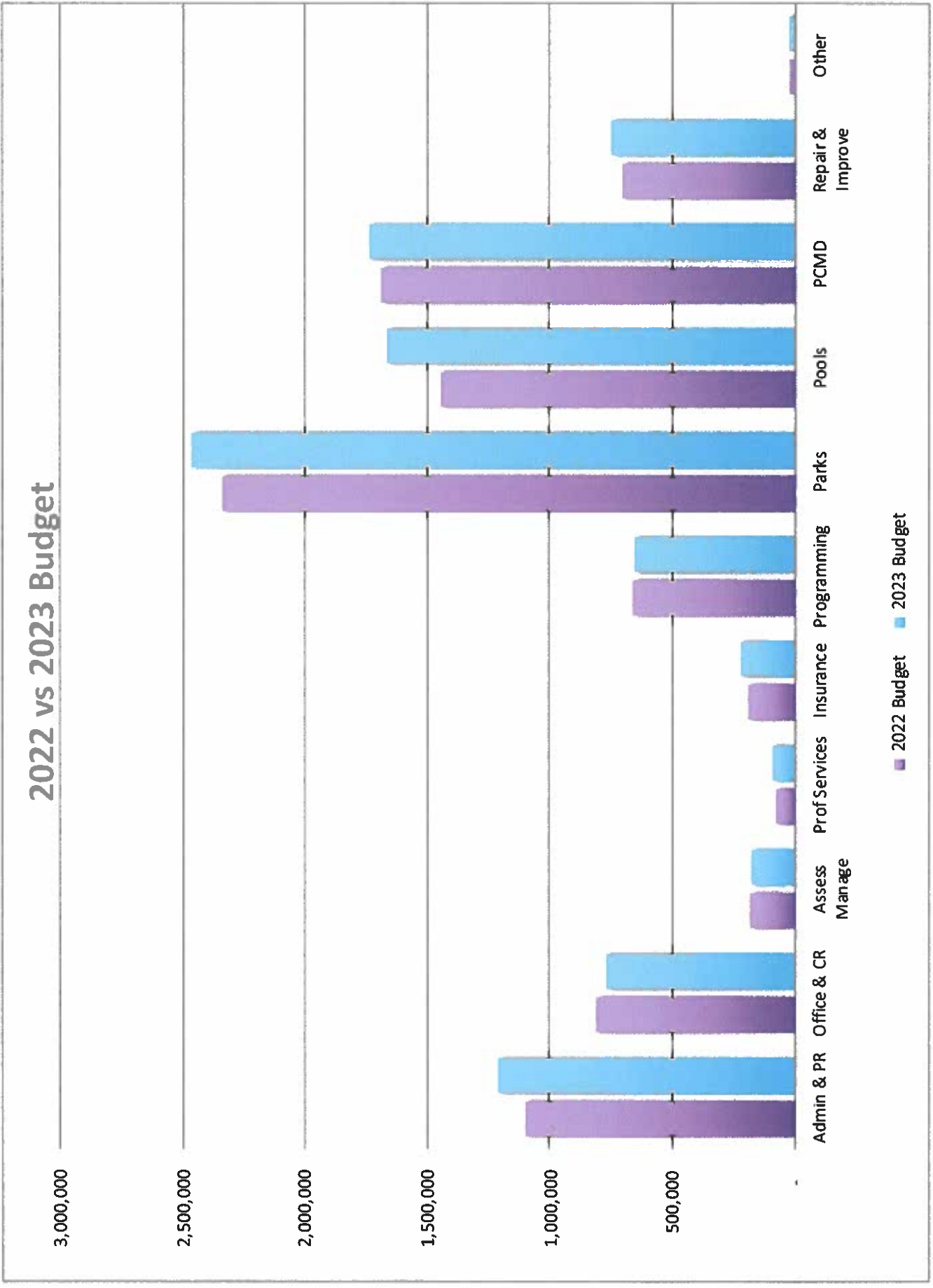
1,500,000

1,000,000

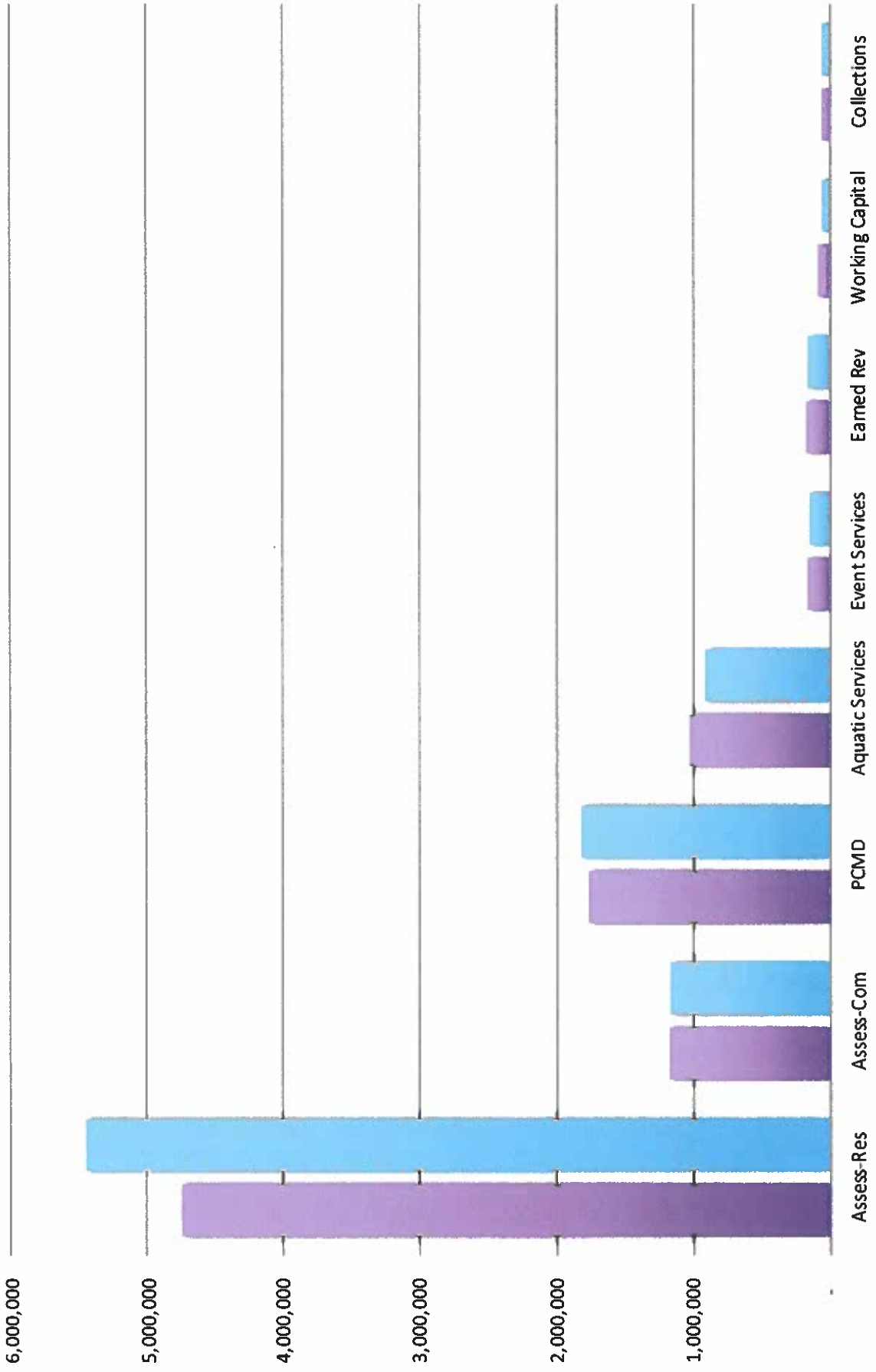
500,000

Admin & PR Office & CR Assess Manage Prof Services Insurance Programming Parks Pools PCMD Repair & Improve Other

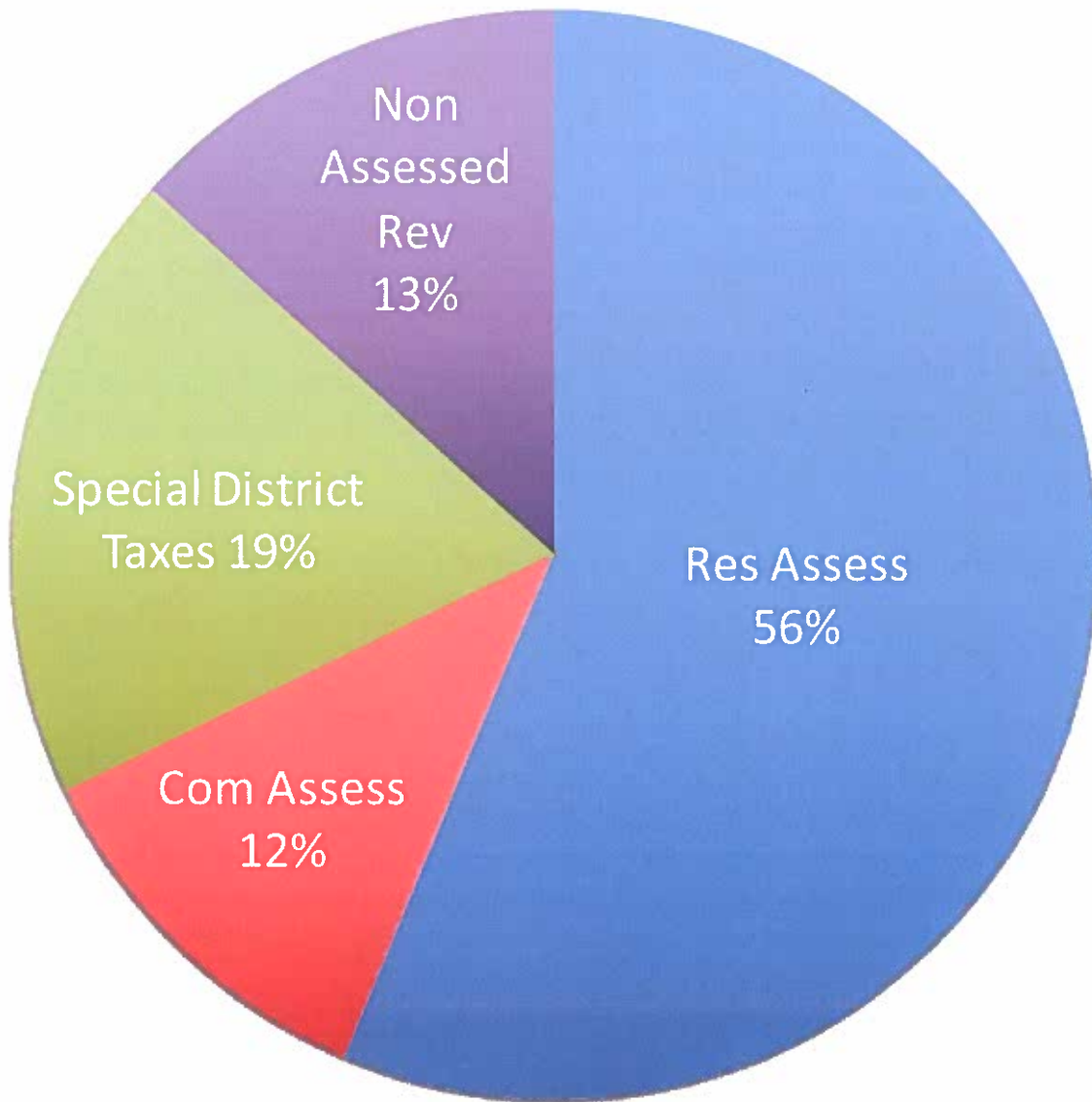
■ 2022 Budget ■ 2023 Budget



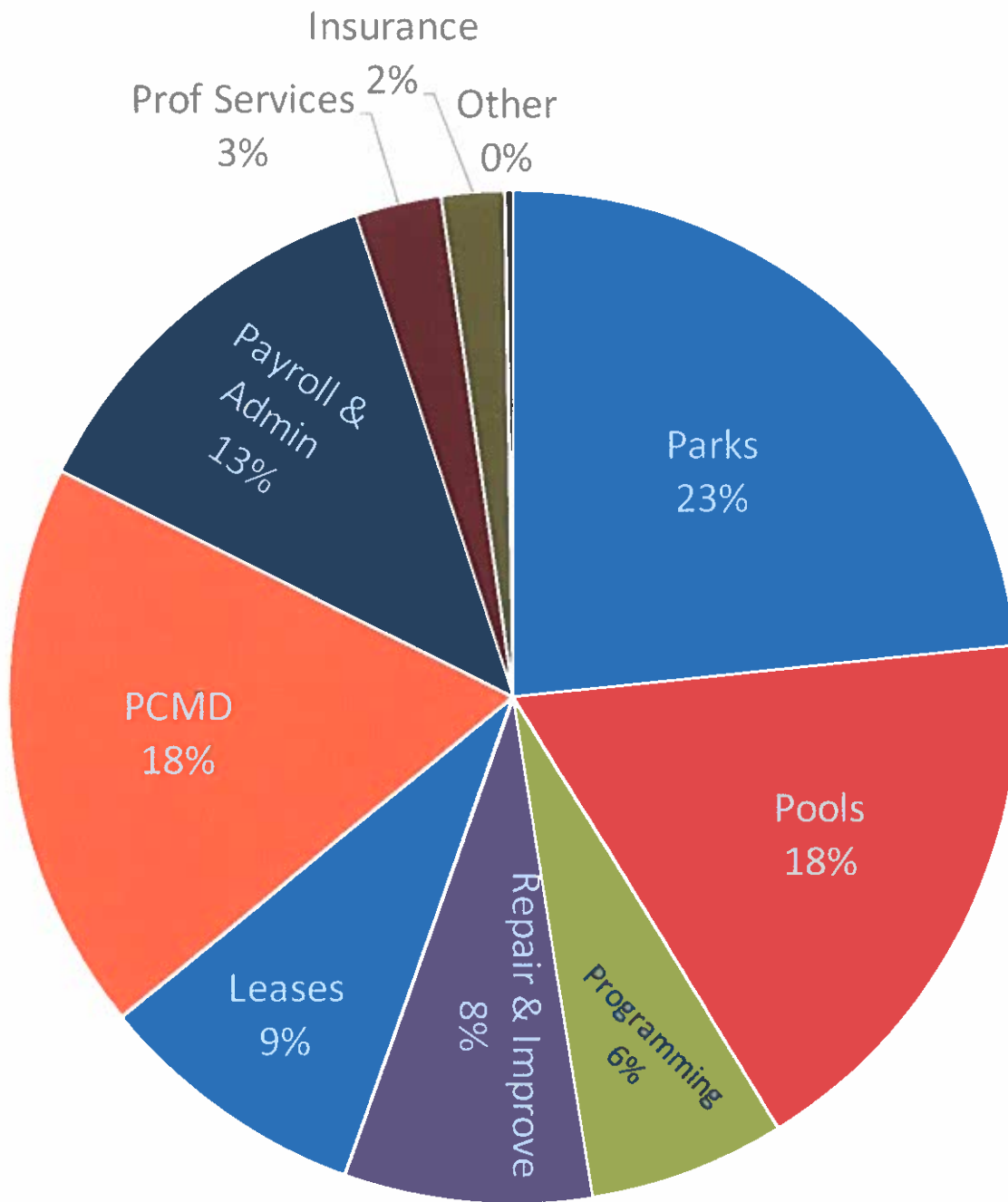
2022 vs 2023 Budget



MCA Core Funding 2023



MCA Core Spending 2023



MCA
Budget Overview
 January through December 2023

	<u>Jan - Dec 23</u>
Ordinary Income/Expense	
Income	
4010 · Residential Assessments	5,446,053
4015 · Commercial Assessments	1,171,984
4020 · PCMD	1,824,502
4030 · Working Capital	60,000
4040 · Collections	62,400
4060 · Aquatic Services	919,800
4070 · Event Services	152,000
4080 · Earned Revenue	163,500
Total Income	<u>9,800,239</u>
Gross Profit	9,800,239
Expense	
5010 · Administration & Payroll	1,211,550
5015 · MCA Leases	770,000
5030 · Assessment Management	179,000
5040 · Professional Services	92,000
5060 · Insurance	222,000
5100 · Programs and Events	656,500
5210 · Park and Open Space	2,463,262
5300 · District Maintenance	1,737,622
5400 · Aquatics	1,663,450
5500 · Other Expenses	25,000
5900 · Reserve & Improvement Funds	750,000
Total Expense	<u>9,770,384</u>
Net Ordinary Income	<u>29,855</u>
Net Income	<u><u>29,855</u></u>

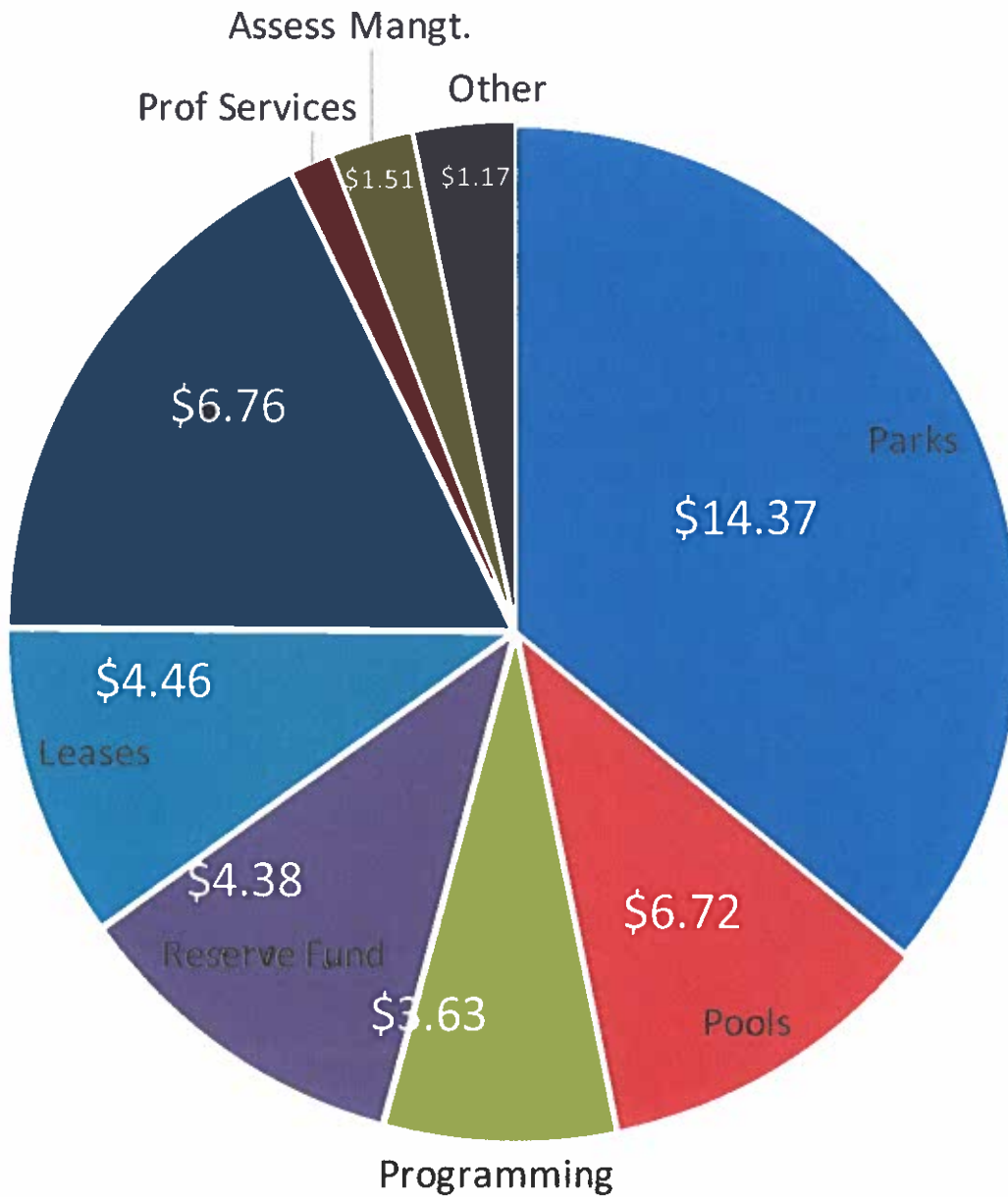
mca

CENTRAL PARK

2023 ASSESSMENT SCHEDULE

UNIT TYPE	DESCRIPTION	ASSESSMENT
For Sale Regular Residential	Individually owned dwelling units sold at market rate prices.	\$46.00 / Month (+\$3)
For Sale Affordable Residential	Individually owned dwelling units' subject to restrictions under the Workforce Housing Program.	\$25.00 / Month (n/c)
For Rent Residential - Market Rate	Apartments/multi-family rental units.	\$26.00 / Month (+\$1)
For Rent Residential - Affordable	Apartments/multi-family rental units.	\$12.00 / Month (n/c)
Filing 2 Commercial, Office, Other	Units used for commercial, retail, light industrial, office, or public or private recreation use.	\$15.00 / 2,000 s.f./ Month (+\$1)
Filing 13 & 7 Industrial	Units used for commercial, retail, light industrial, office, or public or private recreation use.	\$4.85 / 2,000 s.f./ Month (n/c)
All other Commercial, Office, Other	Units used for commercial, retail, light industrial, office, or public or private recreation use.	\$10 / 2,000 s.f./ Month (+\$0.75)
Filing 10 Montevue & Central Park Mixed-Use	Commercial units located to adjacent private storm sewer system owned by Park Creek Metro District (PCMD)	\$10 / 2,000 s.f./ month PLUS \$15/ parcel /month (+\$0.75)

2023 Assessment Allocation



MCA
Assessment Budget Overview
January through December 2022

Accrual Basis

	<u>Jan - Dec 22</u>
Ordinary Income/Expense	
Income	
4010 · Residential Assessments	
4010-01 · Residential Assessments	4,500,000.00
4010-02 · Residential Affordable	252,000.00
Total 4010 · Residential Assessments	<u>4,752,000.00</u>
4015 · Commercial Assessments	
4010-03 · Builder Assessments	150,000.00
4010-05 · Declarant Assessments	90,000.00
4010-07 · Rental Assessments	680,160.00
4010-09 · Commercial Assessments	181,200.00
Total 4015 · Commercial Assessments	<u>1,101,360.00</u>
4040 · Collections	<u>60,000.00</u>
Total Income	<u>5,913,360.00</u>
Gross Profit	<u>5,913,360.00</u>
Net Ordinary Income	<u>5,913,360.00</u>
Net Income	<u><u>5,913,360.00</u></u>

mca

CENTRAL PARK

COMMUNITY PARKS AND FACILITIES

It is the Mission of the MCA Community Parks & Facilities Department to maintain and operate all community parks and facilities in accordance with the established community standards. The parks and facilities department will ensure the ongoing preventative maintenance needed for maximum lifespan of each individual facility. The MCA Parks and facilities department will oversee and/or manage all annual capital improvement projects (CIP) and will ensure proper future maintenance procedures are outlined for each.

Parks & Facilities

- The MCA provides the maintenance and operation of 5 interactive water features that operate between April and October. MCA manages the system as a whole and determines the most efficient operating structure to best respond to the seasonal demands of residents.
- The MCA provides the maintenance and operation of 85 community parks, Parkways, Medians, ROW and storm water facilities.
- The MCA maintains the 485 public alleys
- The MCA maintains 8,000 trees.
- The MCA maintains 300 trash & recycling stations in public spaces
- The MCA maintains 200 dog stations
- The MCA manages mosquito control throughout all storm water facilities throughout the community.

Repair & Replacements

1. Parks = TBD
2. Parkways = TBD
3. Alleys = TBD

Improvement Priorities

Revitalization projects, Shade Projects, Lighting Projects and adding additional uses.

MCA
Parks Budget Overview
 January through December 2023

	Jan - Dec 23
Ordinary Income/Expense	
Expense	
5210 · Park and Open Space	
5210-01 · Maintenance Contract	1,016,412.00
5210-02 · Annual Installations	94,450.00
5210-03 · Irrigation Maintenance	155,000.00
5210-04 · Grounds Maintenance	197,500.00
5210-05 · Grounds Improvements	85,000.00
5210-06 · Lighting Maintenance	32,000.00
5210-07 · Playground Maintenance	6,000.00
5210-08 · Snow Removal	70,000.00
5210-10 · Waterscape Maintenance	75,000.00
5210-11 · Trash, Debris & PP	100,000.00
5210-13 · Tree Maintenance	15,000.00
5220 · Park Utilities	
5220-01 · Water	350,000.00
5220-02 · Gas & Electricity	50,000.00
5220-04 · Storm Drain Fees	50,100.00
5230-01 · F32 Water	40,800.00
Total 5220 · Park Utilities	490,900.00
5240 · MCA Facility Maintenance	
5240-01 · Maintenance Trailer	30,000.00
5240-02 · Field Maintenance	50,000.00
5240-03 · Trash Service	36,000.00
5240-06 · Supplies and Equipment	5,000.00
5240-07 · Other Facility Expense	5,000.00
5240 · MCA Facility Maintenance - Other	0.00
Total 5240 · MCA Facility Maintenance	126,000.00
Total 5210 · Park and Open Space	2,463,262.00
5300 · District Maintenance	
5310-01 · Maintenance Contract	868,380.00
5310-03 · Irrigation Maintenance	156,700.00
5310-04 · Grounds Maint/Repair	62,300.00
5310-06 · Storm Water Maintenance	110,000.00
5310-07 · Lighting Maintenance	8,750.00
5310-09 · Snow Removal	125,000.00
5310-10 · Trash & Debris Removal	30,225.00
5310-11 · Tree Maint/Replace	13,400.00
5310-13 · Maintenance Yard	40,000.00
5320 · District Utilities	
5320-01 · Water	307,747.00
5320-02 · Gas & Electricity	15,120.00
Total 5320 · District Utilities	322,867.00
Total 5300 · District Maintenance	1,737,622.00
Total Expense	4,200,884.00
Net Ordinary Income	-4,200,884.00
Net Income	-4,200,884.00

MCA

CENTRAL PARK

POOLS & AQUATICS

The mission of MCA Aquatics is to recruit, train and deploy a qualified and customer service-oriented staff intended to provide a safe and accessible facility for the residents to swim and recreate on a daily basis. The MCA aquatics department recruits, trains and deploys a qualified teaching staff to ensure sufficient aquatic programming is offered for each skill level and interest group that show the critical mass necessary to make programs financially viable. The MCA Aquatics department also recruits, trains and deploys qualified front desk and concession staff necessary to fully operate each aquatic facility in accordance with the community standards.

• Number of Active Resident Cards.....	14,500
• Annual usage (7 pools).....	150,000
• Maximum Daily users	3,500
• Swim Classes offered.....	550
• Program Participants....	3,000
• Program Participant days.....	37,000
• Swim Team.....	400+

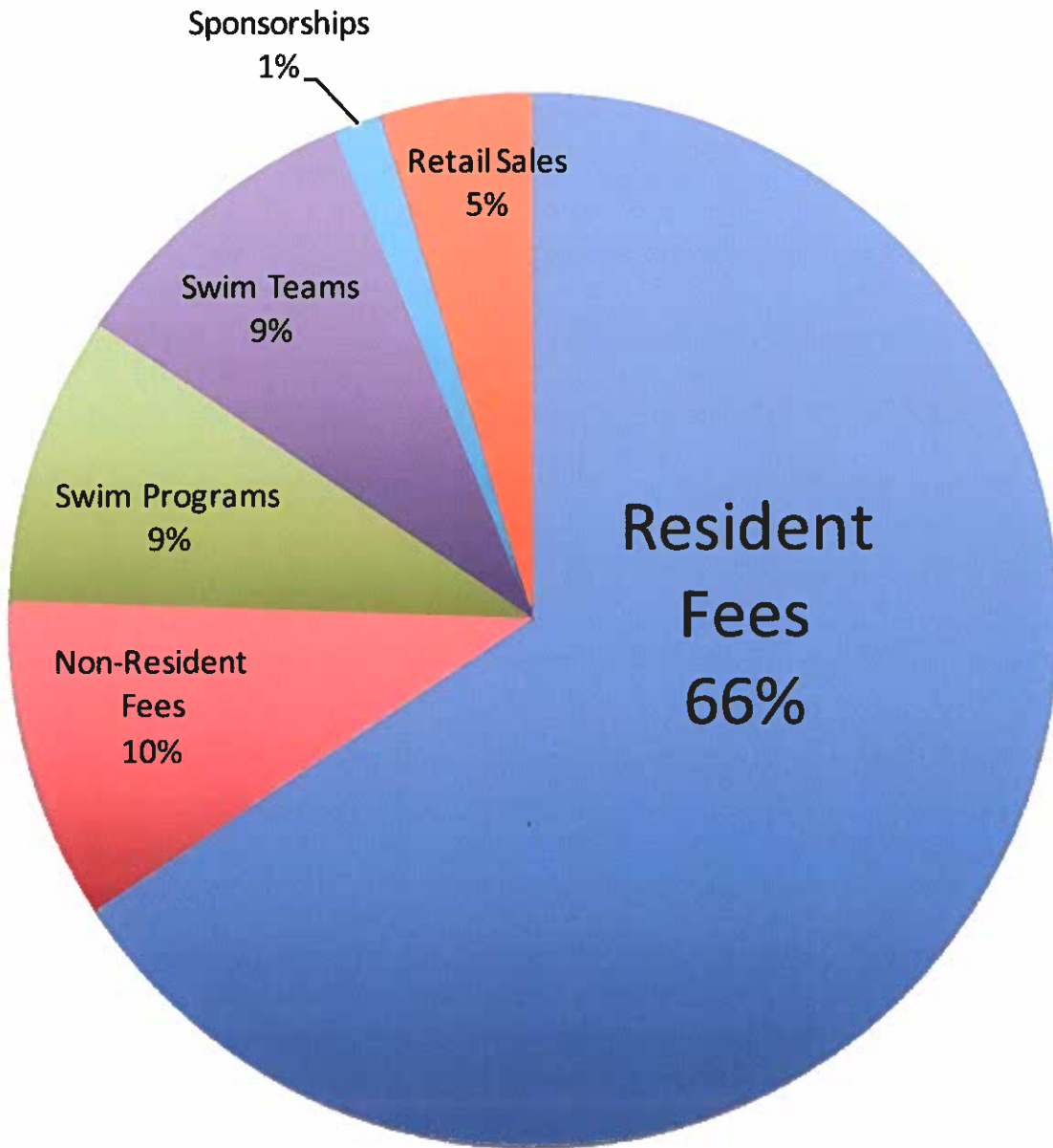
Pools

- MCA operates 7 pools from Memorial Day to Labor Day
- MCA hires and trains a seasonal staff of approximately 150 seasonal employees to operate pools, lessons and swim teams
- MCA operates a full range of swim programs to the community including swim team; learn to swim and adult programs
- MCA operates pool concession, facility rentals and event hosting.

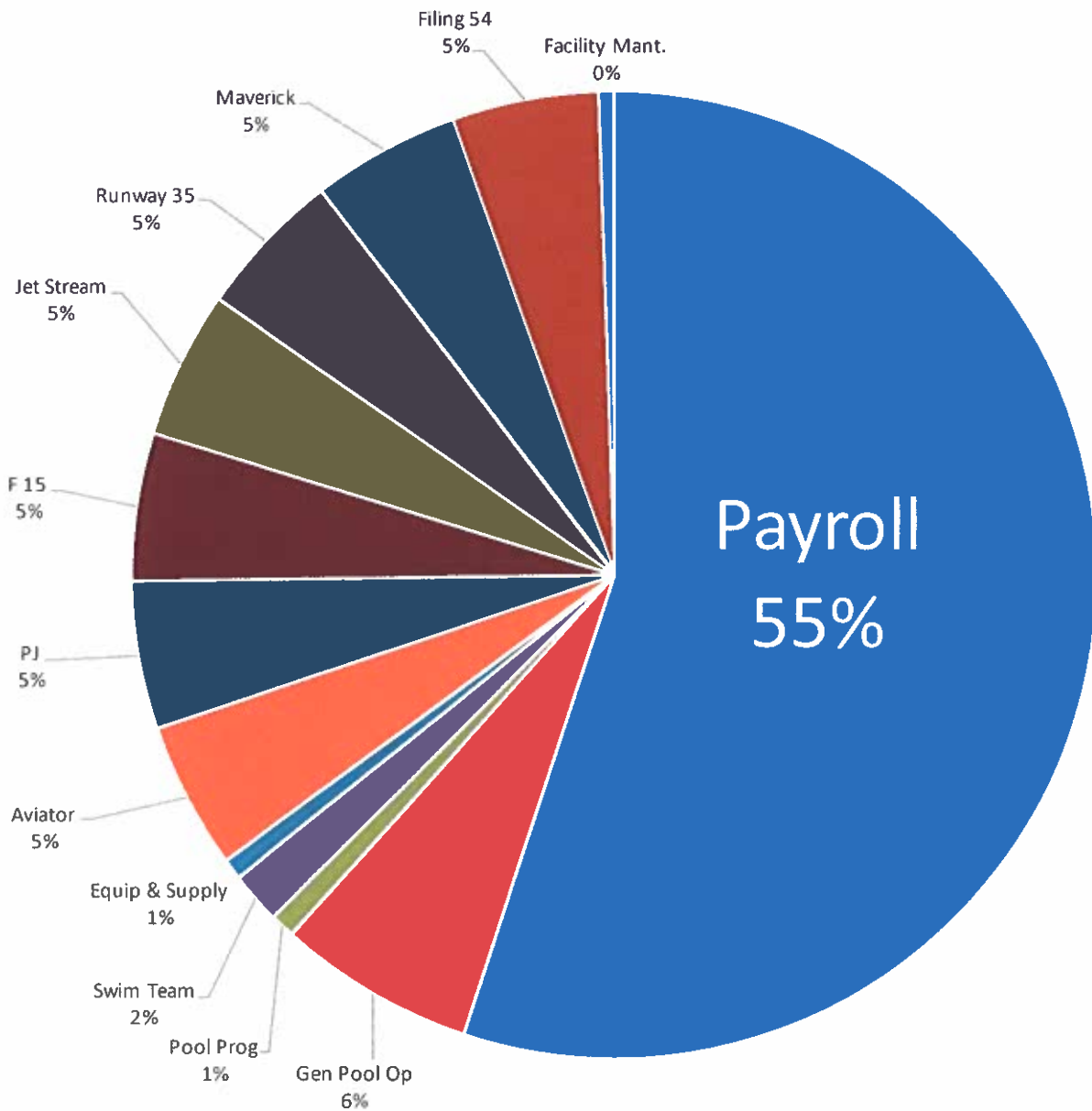
Annual Fees

• Primary Owner/Renter Membership Card.....	\$40
• Dependent Residents 2-20 years old	\$40
• Senior Resident (65 years and older)	\$20
• Dependents 24 months and younger.....	N/C
• Additional Non-Owner/ Non-Renter Resident.....	\$80
• Income Qualified Residential.....	\$20

2023 Aquatics Revenue



2023 Aquatic Expenses



MCA
Aquatics Budget Overview
 January through December 2023

	Jan - Dec 23
Ordinary Income/Expense	
Income	
4060 · Aquatic Services	
4060-01 · Resident Fees	692,500.00
4060-02 · Non-Resident Fees	30,000.00
4060-03 · Swim Programs	177,300.00
4060-04 · Swim Team	6,000.00
4060-08 · Pool Sponsorships	14,000.00
Total 4060 · Aquatic Services	919,800.00
4080 · Earned Revenue	
4095 · Retail Sales	
4095-01 · Aquatics Pro Shop	7,500.00
4095-02 · Pool Concessions	22,000.00
Total 4095 · Retail Sales	29,500.00
Total 4080 · Earned Revenue	29,500.00
Total Income	949,300.00
Gross Profit	949,300.00
Expense	
5400 · Aquatics	
5400-01 · Payroll Expense	
5400-01 · Payroll Expense - Other	875,000.00
Total 5400-01 · Payroll Expense	875,000.00
5405 · General Pool Operation	
5400-05 · Employee Testing	5,000.00
5400-06 · Staff Uniforms	34,000.00
5400-07 · Employee Incentive Program	5,000.00
5400-08 · Staff Meetings & Training	5,000.00
5400-09 · Lifeguard Training	2,500.00
5400-10 · Licensing	1,500.00
5400-12 · Concessions	14,500.00
5405-01 · Collateral & Signage	2,500.00
5405-02 · Pool ID System	2,500.00
5405-03 · Safety Equipment	20,000.00
5405-04 · Pro Shop	6,000.00
5405-05 · Storage	1,500.00
Total 5405 · General Pool Operation	100,000.00
5408 · Swim Team	
5408-01 · Suits & Uniforms	14,000.00
5408-02 · Activities	5,000.00
5408-03 · Equipment	6,000.00
Total 5408 · Swim Team	25,000.00
5409 · Aquatic Facilities	
5406 · Facility Equip & Supply	
5406-01 · Pool Supplies	40,000.00
Total 5406 · Facility Equip & Supply	40,000.00

MCA
Aquatics Budget Overview
 January through December 2023

	Jan - Dec 23
5410 · Aviator Pool	
5410-01 · Pool Systems	4,000.00
5410-02 · Chemicals	12,500.00
5410-05 · Cabana & Shade Structures	1,200.00
5410-07 · Telephone / Internet	1,950.00
5410-08 · Trash Removal	5,000.00
5410-09 · Cover Storage & Repair	2,200.00
5410-13 · Utilitlies	45,000.00
5410-15 · Facility Maintenance	15,000.00
5410-16 · Facility Security	1,500.00
Total 5410 · Aviator Pool	88,350.00
5420 · Puddle Jumper Pool	
5420-01 · Pool Systems	4,000.00
5420-02 · Chemicals	12,500.00
5420-05 · Cabana & Shade Structures	1,200.00
5420-07 · Telephone / Internet Service	1,950.00
5420-08 · Trash Removal	5,000.00
5420-09 · Cover Storage & Repair	2,200.00
5420-13 · Utilitlies	45,000.00
5420-15 · Facillties Maintenance	15,000.00
5420-16 · Facility Security	1,500.00
Total 5420 · Puddle Jumper Pool	88,350.00
5430 · Filling 15 Pool	
5430-01 · Pool Systems	4,000.00
5430-02 · Chemicals	12,500.00
5430-05 · Cabana & Shade Structures	1,200.00
5430-07 · Telephone / Internet Service	1,950.00
5430-08 · Trash Removal	5,000.00
5430-09 · Cover Storage & Repairs	2,200.00
5430-13 · Utilitlies	45,000.00
5430-15 · Facility Maintenance	15,000.00
5430-16 · Facility Security	1,500.00
Total 5430 · Filling 15 Pool	88,350.00
5440 · Jet Stream Pool	
5440-01 · Pool Systems	4,000.00
5440-02 · Chemicals	12,500.00
5440-05 · Cabana & Shade Structures	1,200.00
5440-07 · Telephone / Internet	1,950.00
5440-08 · Trash Removal	5,000.00
5440-09 · Cover Storage & repair	2,200.00
5440-13 · Utilitlies	45,000.00
5440-15 · Facilities Maintenance	15,000.00
5440-16 · Facility Security	1,500.00
Total 5440 · Jet Stream Pool	88,350.00
5455 · Runway 35	
5455-01 · Pool Systems	4,000.00
5455-02 · Chemicals	12,500.00
5455-05 · Cabana & Shade Structures	1,200.00
5455-07 · Telephone / Internet	1,950.00
5455-08 · Trash Removal	5,000.00
5455-09 · Cover Storage & Repair	2,200.00
5455-13 · Utilitlies	45,000.00
5455-15 · Facilities Maintenance	15,000.00
5455-16 · Facility Security	1,500.00
Total 5455 · Runway 35	88,350.00

MCA
Aquatics Budget Overview
 January through December 2023

	Jan - Dec 23
5456 · Maverick	
5456-01 · Pool Systems	4,000.00
5456-02 · Chemicals	12,500.00
5456-05 · Cabana & Shade Structures	1,200.00
5456-07 · Telephone & Internet	1,950.00
5456-08 · Trash Removal	5,000.00
5456-09 · Cover Storage & Repair	2,200.00
5456-13 · Utilities	45,000.00
5456-15 · Facility Maintenance	15,000.00
5456-16 · Facility Security	1,500.00
Total 5456 · Maverick	88,350.00
5470 · Filling 54 Pool	
5470-01 · Pool Systems	4,000.00
5470-02 · Chemicals	12,500.00
5470-05 · Cabana & Shade Structure	1,200.00
5470-07 · Telephone/Internet	1,950.00
5470-08 · Trash Removal	5,000.00
5470-09 · Cover Storage & Repair	2,200.00
5470-13 · Utilities	45,000.00
5470-15 · Facilities Maintenance	15,000.00
5470-16 · Facility Security	1,500.00
Total 5470 · Filling 54 Pool	88,350.00
5490 · Facility Maintenance	
5490-01 · Tools & Equipment	5,000.00
Total 5490 · Facility Maintenance	5,000.00
Total 5409 · Aquatic Facilities	663,450.00
Total 5400 · Aquatics	1,663,450.00
Total Expense	1,663,450.00
Net Ordinary Income	-714,150.00
Net Income	-714,150.00

MCA

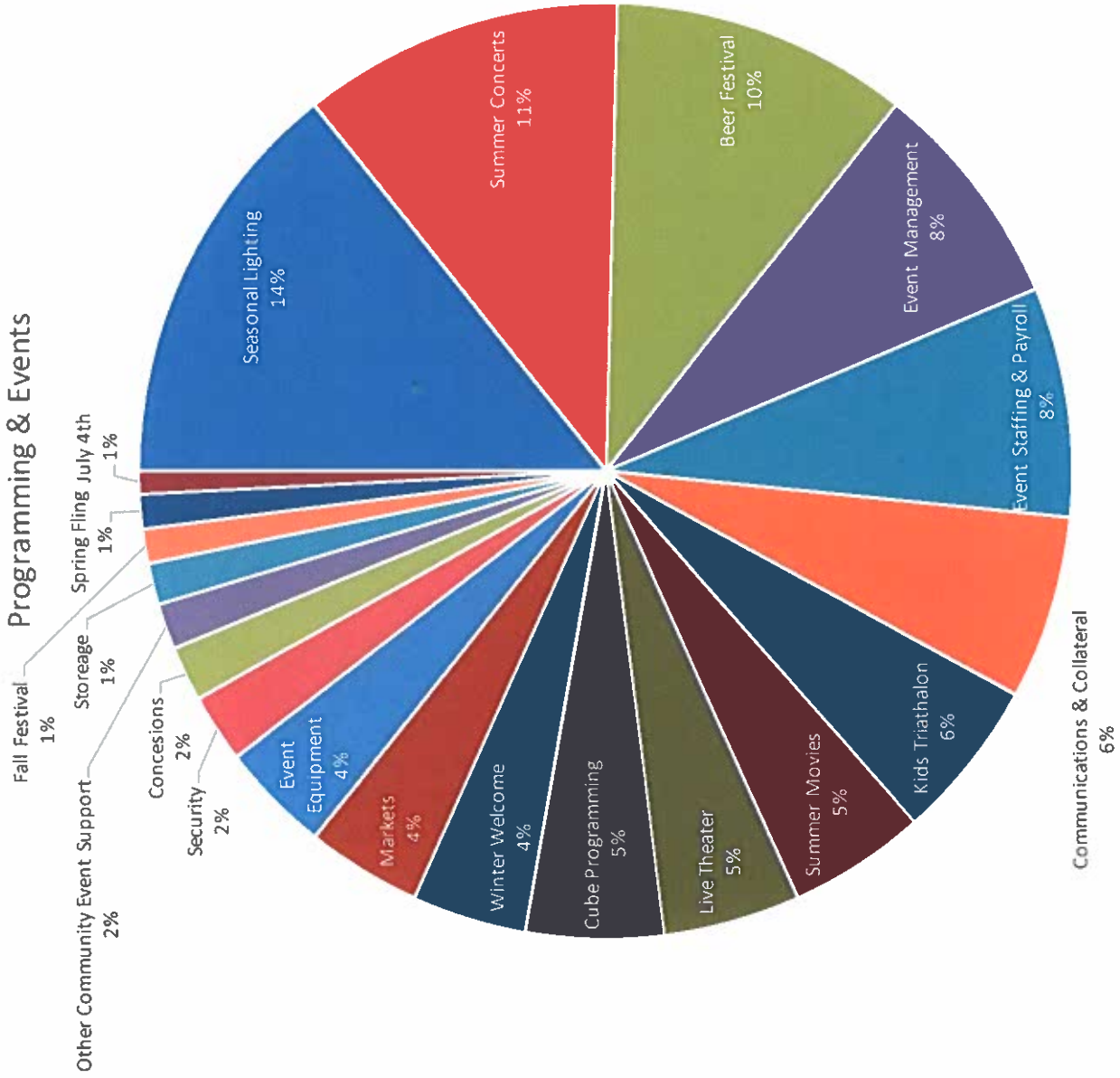
CENTRAL PARK

COMMUNITY PROGRAMMING

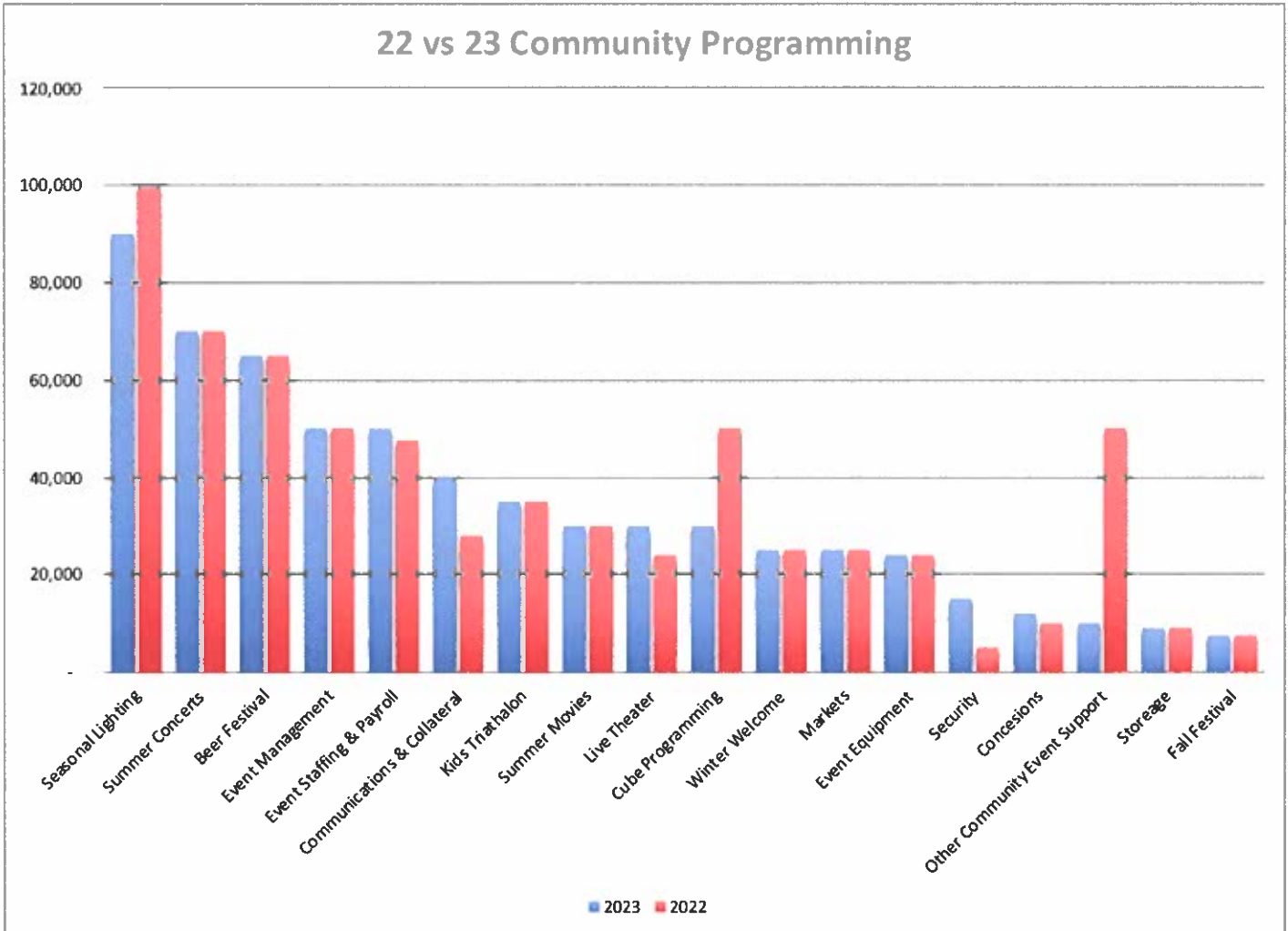
The mission of the MCA Community Events & Programming Department is to provide community-wide access to a variety of free and low-cost creative programming, community-oriented events and general community gatherings that are identified by the community through their initiative and/or participation. It is the goal of the community events & programming department to offer programming to all major sectors of the community including but not limited to families, singles, empty-nesters, kids, seniors and “identified common community groups” etc.

- The MCA programs the south Green located within the 29th Ave Town Center with a robust summer series of actives including: Movies, Concerts and Markets
- The MCA produces the annual Beer Festival and the Winter Welcome
- The MCA continues to grow and expand competitive recreational programming such as the Kids Triathlon and spring and summer Baseball programs.
- The MCA hosts several successful events such as “First Friday Flights”, “Active Minds” and “Family Fun Nights at the Pools”
- The MCA produce indoor and outdoor live community theater productions.
- The MCA manages season lighting to reflect both summer and winter ambiance throughout the community but centered primarily within the 29th Ave town center and Conservatory Green, Eastbridge & Beeler Park
- The MCA actively works to develop unique programming designed for Conservatory Green and the Cube (e.g. Thursday evening Jazz/Blues series)
- The MCA continues our partnership with Sam Gary Library to support added community programming (Focus on tweens & teens)
- The MCA continues to partner with Central Park Rec Center to support added community programming. (focus on tweens & teens)

Programming & Events



22 vs 23 Community Programming



MCA
Community Programming Budget Overview
 January through December 2023

	<u>Jan - Dec 23</u>
Ordinary Income/Expense	
Income	
4070 · Event Services	
4070-01 · Beer Festival	40,000.00
4070-03 · Event Sponsorships	75,000.00
4070-04 · Kids Triathlon	25,000.00
4070-10 · Other Event Income	12,000.00
Total 4070 · Event Services	152,000.00
4080 · Earned Revenue	
4095 · Retail Sales	
4095-03 · Event Concessions	5,000.00
Total 4095 · Retail Sales	5,000.00
Total 4080 · Earned Revenue	5,000.00
Total Income	157,000.00
Gross Profit	157,000.00
Expense	
5100 · Programs and Events	
5100-01 · Spring Fling	7,500.00
5100-02 · Summer Movies	30,000.00
5100-03 · Summer Concerts	70,000.00
5100-04 · July 4th	5,000.00
5100-05 · Beer Festival	65,000.00
5100-06 · Fall Festival	7,500.00
5100-07 · Holiday Festival	25,000.00
5100-08 · Farmers Market	25,000.00
5100-09 · Event Management	50,000.00
5100-10 · Event Equipment	24,000.00
5100-11 · Storage	9,000.00
5100-12 · Community Meetings	1,500.00
5100-13 · CUBE Programming	20,000.00
5100-14 · Seasonal Lighting	90,000.00
5100-15 · Event Staffing & Payroll	50,000.00
5100-18 · Kids Triathlon	35,000.00
5100-20 · Wine & Beer Events	10,000.00
5100-21 · Event & Facility Security	15,000.00
5100-22 · Event Concessions	12,000.00
5120-01 · Marketing & Communication	40,000.00
5120-02 · Community Theater	30,000.00
5120-03 · Other Community Event Support	10,000.00
Total 5100 · Programs and Events	631,500.00
Total Expense	631,500.00
Net Ordinary Income	-474,500.00
Net Income	-474,500.00

mca

CENTRAL PARK

ADMINISTRATION & GOVERNANCE

The mission of MCA Administration is to provide the level of operational support and oversight that allows for efficient operations of the three main areas of MCA operations; Parks, Pools and Programming. MCA Administration provides support through strong accounting and financial management of MCA revenues and expenses. MCA Administration provides comprehensive human resource management to support the recruitment, training and deployment of the 150+ staff necessary to operate the community as identified. The MCA manages a responsive member services team to promptly respond to the wide variety of community questions, concerns, violations and needs that the MCA office fields on a daily basis.

- The MCA continues to staff its operations with 4 fulltime Directors (Executive Director, Community Director, Aquatics Director, Admin/HR Director)
- The MCA employs 8 full-time managing staff that focus on the Cube, community events, front desk, membership, communications and facility maintenance.
- The MCA leases 4,000 s.f. at 8351 for central administration, aquatics, programming.
- The MCA leases the Cube location at 8371 Northfield Blvd to house MCA front desk as well as community event space and public restrooms to support Conservatory Green events.
- The MCA leases 1,500 S.F. at 7350 E. 29th Ave in the Town Center building to house MCA front desk, call center and community room.
- The MCA leases restroom facilities located within “The Mint” to support Founders Green events.
- The MCA manages accounting contract with MSI Inc. to bill and collect from approximately 12,500 residential, builder, developer and commercial owners.

MCA
Administrative Budget Overview
 January through December 2023

	Jan - Dec 23
Ordinary Income/Expense	
Income	
4010 · Residential Assessments	
4010-01 · Residential Assessments	4,813,953.27
4010-02 · Residential Affordable	272,100.00
4010 · Residential Assessments - Other	360,000.00
Total 4010 · Residential Assessments	5,446,053.27
4015 · Commercial Assessments	
4010-03 · Builder Assessments	130,000.00
4010-05 · Declarant Assessments	30,000.00
4010-07 · Rental Assessments	740,160.00
4010-08 · Rental Affordable	88,200.00
4010-09 · Commercial Assessments	183,624.00
Total 4015 · Commercial Assessments	1,171,984.00
4030 · Working Capital	
4030-01 · Working Capital	60,000.00
Total 4030 · Working Capital	60,000.00
4040 · Collections	
4040-01 · Legal Fees	30,000.00
4040-02 · Lien Fees	2,400.00
4040-03 · Late Fees	30,000.00
Total 4040 · Collections	62,400.00
Total Income	6,740,437.27
Gross Profit	6,740,437.27
Expense	
5010 · Administration & Payroll	
5010-01 · Payroll Expenses	1,020,000.00
5010-03 · Health Insurance	150,000.00
5010-06 · 401K Plan	38,400.00
5010-08 · Staff Incentive Program	1,200.00
5010-09 · Staff Training	1,200.00
5010-10 · Meeting Expenses	750.00
Total 5010 · Administration & Payroll	1,211,550.00
5015 · MCA Leases	
5020 · MCA-South	
5020-01 · Lease	81,000.00
5020-03 · MINT Lease & CAM	35,400.00
5020-04 · Taxes	5,000.00
Total 5020 · MCA-South	121,400.00
5025 · MCA - North	
5025-01 · Lease	351,600.00
5025-02 · Utilities	14,400.00
5025-03 · CAM	51,600.00
5025-04 · Taxes	144,000.00
5025-05 · Janitorial Services	21,000.00
Total 5025 · MCA - North	582,600.00

MCA
Administrative Budget Overview
 January through December 2023

	Jan - Dec 23
5050 · Office Operation	
5050-01 · Postage	4,000.00
5050-02 · Office Supply	9,000.00
5050-04 · Meetings	1,000.00
5050-05 · Phone	25,000.00
5050-06 · Computer Hardware / Software	15,000.00
5050-07 · Office Equipment	9,000.00
5050-08 · Office F&B	1,500.00
5050-09 · Office Contingency	1,500.00
Total 5050 · Office Operation	66,000.00
Total 5015 · MCA Leases	770,000.00
5030 · Assessment Management	
5030-01 · Assessment Processing	140,000.00
5030-02 · Lien Fees	3,600.00
5030-03 · A/R Processing Fee	9,000.00
5030-04 · Other MSI Management	5,400.00
5030-05 · Uncollectable Debt	6,000.00
5030-06 · Coupon Books	12,000.00
5030-07 · MSI Postage	3,000.00
Total 5030 · Assessment Management	179,000.00
5040 · Professional Services	
5040-01 · Legal Fees	40,000.00
5040-02 · Audit / Taxes	30,000.00
5040-03 · Reserve Study	4,000.00
5040-04 · Organizational Memberships	1,000.00
5040-05 · Architecture & Mapping	2,000.00
5040-06 · Graphics & Signs	5,000.00
5040-07 · Website	10,000.00
Total 5040 · Professional Services	92,000.00
5060 · Insurance	
5060-01 · D&O Policy	10,000.00
5060-04 · General Liability	105,000.00
5060-05 · Liability Umbrella	65,000.00
5060-07 · Commercial Crime	12,000.00
5060-08 · Workers Comp	30,000.00
Total 5060 · Insurance	222,000.00
Total Expense	2,474,550.00
Net Ordinary Income	4,265,887.27
Net Income	4,265,887.27



APPENDICES

APPENDIX A – FULL 2023 BUDGET

APPENDIX B – MCA MANAGED FACILITIES

MCA
Budget Overview
 January through December 2023

	<u>Jan - Dec 23</u>
Ordinary Income/Expense	
Income	
4010 · Residential Assessments	
4010-01 · Residential Assessments	4,813,953
4010-02 · Residential Affordable	272,100
4010 · Residential Assessments - Other	360,000
Total 4010 · Residential Assessments	<u>5,446,053</u>
4015 · Commercial Assessments	
4010-03 · Builder Assessments	130,000
4010-05 · Declarant Assessments	30,000
4010-07 · Rental Assessments	740,160
4010-08 · Rental Affordable	88,200
4010-09 · Commercial Assessments	183,624
Total 4015 · Commercial Assessments	<u>1,171,984</u>
4020 · PCMD	
4020-01 · PCMD Grounds Maintenance	1,414,755
4020-02 · PCMD Utilities	322,867
4020-03 · PCMD Manangement	86,880
Total 4020 · PCMD	<u>1,824,502</u>
4030 · Working Capital	
4030-01 · Working Capital	60,000
Total 4030 · Working Capital	<u>60,000</u>
4040 · Collections	
4040-01 · Legal Fees	30,000
4040-02 · Lien Fees	2,400
4040-03 · Late Fees	30,000
Total 4040 · Collections	<u>62,400</u>
4060 · Aquatic Services	
4060-01 · Resident Fees	692,500
4060-02 · Non-Resident Fees	30,000
4060-03 · Swim Programs	177,300
4060-04 · Swim Team	6,000
4060-08 · Pool Sponsorships	14,000
Total 4060 · Aquatic Services	<u>919,800</u>
4070 · Event Services	
4070-01 · Beer Festival	40,000
4070-03 · Event Sponsorships	75,000
4070-04 · Kids Triathlon	25,000
4070-10 · Other Event Income	12,000
Total 4070 · Event Services	<u>152,000</u>
4080 · Earned Revenue	
4080-02 · Pool Facility Rental	25,000
4080-03 · Park Rentals	25,000
4080-04 · CUBE Rentals	25,000
4085 · Special Services	
4085-01 · Domestic Water Service	42,000
Total 4085 · Special Services	<u>42,000</u>
4090 · Other Income	
4090-01 · Misc Income	12,000
Total 4090 · Other Income	<u>12,000</u>

MCA
Budget Overview
 January through December 2023

	<u>Jan - Dec 23</u>
4095 · Retail Sales	
4095-01 · Aquatics Pro Shop	7,500
4095-02 · Pool Concessions	22,000
4095-03 · Event Concessions	5,000
Total 4095 · Retail Sales	<u>34,500</u>
Total 4080 · Earned Revenue	<u>163,500</u>
Total Income	<u>9,800,239</u>
Gross Profit	<u>9,800,239</u>
Expense	
5010 · Administration & Payroll	
5010-01 · Payroll Expenses	1,020,000
5010-03 · Health Insurance	150,000
5010-06 · 401K Plan	38,400
5010-08 · Staff Incentive Program	1,200
5010-09 · Staff Training	1,200
5010-10 · Meeting Expenses	750
Total 5010 · Administration & Payroll	<u>1,211,550</u>
5015 · MCA Leases	
5020 · MCA-South	
5020-01 · Lease	81,000
5020-03 · MINT Lease & CAM	35,400
5020-04 · Taxes	5,000
Total 5020 · MCA-South	<u>121,400</u>
5025 · MCA - North	
5025-01 · Lease	351,600
5025-02 · Utilities	14,400
5025-03 · CAM	51,600
5025-04 · Taxes	144,000
5025-05 · Janitorial Services	21,000
Total 5025 · MCA - North	<u>582,600</u>
5050 · Office Operation	
5050-01 · Postage	4,000
5050-02 · Office Supply	9,000
5050-04 · Meetings	1,000
5050-05 · Phone	25,000
5050-06 · Computer Hardware / Software	15,000
5050-07 · Office Equipment	9,000
5050-08 · Office F&B	1,500
5050-09 · Office Contingency	1,500
Total 5050 · Office Operation	<u>66,000</u>
Total 5015 · MCA Leases	<u>770,000</u>
5030 · Assessment Management	
5030-01 · Assessment Processing	140,000
5030-02 · Lien Fees	3,600
5030-03 · A/R Processing Fee	9,000
5030-04 · Other MSI Management	5,400
5030-05 · Uncollectable Debt	6,000
5030-06 · Coupon Books	12,000
5030-07 · MSI Postage	3,000
Total 5030 · Assessment Management	<u>179,000</u>

MCA
Budget Overview
 January through December 2023

	<u>Jan - Dec 23</u>
5040 · Professional Services	
5040-01 · Legal Fees	40,000
5040-02 · Audit / Taxes	30,000
5040-03 · Reserve Study	4,000
5040-04 · Organizational Memberships	1,000
5040-05 · Architecture & Mapping	2,000
5040-06 · Graphics & Signs	5,000
5040-07 · Website	10,000
Total 5040 · Professional Services	92,000
5060 · Insurance	
5060-01 · D&O Policy	10,000
5060-04 · General Liability	105,000
5060-05 · Liability Umbrella	65,000
5060-07 · Commercial Crime	12,000
5060-08 · Workers Comp	30,000
Total 5060 · Insurance	222,000
5100 · Programs and Events	
5100-01 · Spring Fling	7,500
5100-02 · Summer Movies	30,000
5100-03 · Summer Concerts	70,000
5100-04 · July 4th	5,000
5100-05 · Beer Festival	65,000
5100-06 · Fall Festival	7,500
5100-07 · Holiday Festival	25,000
5100-08 · Farmers Market	25,000
5100-09 · Event Management	50,000
5100-10 · Event Equipment	24,000
5100-11 · Storage	9,000
5100-12 · Community Meetings	1,500
5100-13 · CUBE Programming	20,000
5100-14 · Seasonal Lighting	90,000
5100-15 · Event Staffing & Payroll	50,000
5100-18 · Kids Triathlon	35,000
5100-20 · Wine & Beer Events	10,000
5100-21 · Event & Facility Security	15,000
5100-22 · Event Concessions	12,000
5100-23 · Mint Restrooms	25,000
5120-01 · Marketing & Communication	40,000
5120-02 · Community Theater	30,000
5120-03 · Other Community Event Support	10,000
Total 5100 · Programs and Events	656,500
5210 · Park and Open Space	
5210-01 · Maintenance Contract	1,016,412
5210-02 · Annual Installations	94,450
5210-03 · Irrigation Maintenance	155,000
5210-04 · Grounds Maintenance	197,500
5210-05 · Grounds Improvements	85,000
5210-06 · Lighting Maintenance	32,000
5210-07 · Playground Maintenance	6,000
5210-08 · Snow Removal	70,000
5210-10 · Waterscape Maintenance	75,000
5210-11 · Trash, Debris & PP	100,000
5210-13 · Tree Maintenance	15,000
5220 · Park Utilities	
5220-01 · Water	350,000
5220-02 · Gas & Electricity	50,000
5220-04 · Storm Drain Fees	50,100
5230-01 · F32 Water	40,800
Total 5220 · Park Utilities	490,900

MCA
Budget Overview
 January through December 2023

	<u>Jan - Dec 23</u>
5240 - MCA Facility Maintenance	
5240-01 - Maintenance Trailer	30,000
5240-02 - Field Maintenance	50,000
5240-03 - Trash Service	36,000
5240-06 - Supplies and Equipment	5,000
5240-07 - Other Facility Expense	5,000
5240 - MCA Facility Maintenance - Other	0
Total 5240 - MCA Facility Maintenance	<u>126,000</u>
Total 5210 - Park and Open Space	2,463,262
5300 - District Maintenance	
5310-01 - Maintenance Contract	868,380
5310-03 - Irrigation Maintenance	156,700
5310-04 - Grounds Maint/Repair	62,300
5310-06 - Storm Water Maintenance	110,000
5310-07 - Lighting Maintenance	8,750
5310-09 - Snow Removal	125,000
5310-10 - Trash & Debris Removal	30,225
5310-11 - Tree Maint/Replace	13,400
5310-13 - Maintenance Yard	40,000
5320 - District Utilities	
5320-01 - Water	307,747
5320-02 - Gas & Electricity	15,120
Total 5320 - District Utilities	<u>322,867</u>
Total 5300 - District Maintenance	1,737,622
5400 - Aquatics	
5400-01 - Payroll Expense	
5400-01 - Payroll Expense - Other	875,000
Total 5400-01 - Payroll Expense	<u>875,000</u>
5405 - General Pool Operation	
5400-05 - Employee Testing	5,000
5400-06 - Staff Uniforms	34,000
5400-07 - Employee Incentive Program	5,000
5400-08 - Staff Meetings & Training	5,000
5400-09 - Lifeguard Training	2,500
5400-10 - Licensing	1,500
5400-12 - Concessions	14,500
5405-01 - Collateral & Signage	2,500
5405-02 - Pool ID System	2,500
5405-03 - Safety Equipment	20,000
5405-04 - Pro Shop	6,000
5405-05 - Storage	1,500
Total 5405 - General Pool Operation	<u>100,000</u>
5408 - Swim Team	
5408-01 - Suits & Uniforms	14,000
5408-02 - Activities	5,000
5408-03 - Equipment	6,000
Total 5408 - Swim Team	<u>25,000</u>
5409 - Aquatic Facilities	
5406 - Facility Equip & Supply	
5406-01 - Pool Supplies	40,000
Total 5406 - Facility Equip & Supply	<u>40,000</u>

MCA
Budget Overview
 January through December 2023

	Jan - Dec 23
5410 · Aviator Pool	
5410-01 · Pool Systems	4,000
5410-02 · Chemicals	12,500
5410-05 · Cabana & Shade Structures	1,200
5410-07 · Telephone / Internet	1,950
5410-08 · Trash Removal	5,000
5410-09 · Cover Storage & Repair	2,200
5410-13 · Utilities	45,000
5410-15 · Facility Maintenance	15,000
5410-16 · Facility Security	1,500
Total 5410 · Aviator Pool	88,350
5420 · Puddle Jumper Pool	
5420-01 · Pool Systems	4,000
5420-02 · Chemicals	12,500
5420-05 · Cabana & Shade Structures	1,200
5420-07 · Telephone / Internet Service	1,950
5420-08 · Trash Removal	5,000
5420-09 · Cover Storage & Repair	2,200
5420-13 · Utilities	45,000
5420-15 · Facilities Maintenance	15,000
5420-16 · Facility Security	1,500
Total 5420 · Puddle Jumper Pool	88,350
5430 · Filling 15 Pool	
5430-01 · Pool Systems	4,000
5430-02 · Chemicals	12,500
5430-05 · Cabana & Shade Structures	1,200
5430-07 · Telephone / Internet Service	1,950
5430-08 · Trash Removal	5,000
5430-09 · Cover Storage & Repairs	2,200
5430-13 · Utilities	45,000
5430-15 · Facility Maintenance	15,000
5430-16 · Facility Security	1,500
Total 5430 · Filling 15 Pool	88,350
5440 · Jet Stream Pool	
5440-01 · Pool Systems	4,000
5440-02 · Chemicals	12,500
5440-05 · Cabana & Shade Structures	1,200
5440-07 · Telephone / Internet	1,950
5440-08 · Trash Removal	5,000
5440-09 · Cover Storage & repair	2,200
5440-13 · Utilities	45,000
5440-15 · Facilities Maintenance	15,000
5440-16 · Facility Security	1,500
Total 5440 · Jet Stream Pool	88,350
5455 · Runway 35	
5455-01 · Pool Systems	4,000
5455-02 · Chemicals	12,500
5455-05 · Cabana & Shade Structures	1,200
5455-07 · Telephone / Internet	1,950
5455-08 · Trash Removal	5,000
5455-09 · Cover Storage & Repair	2,200
5455-13 · Utilities	45,000
5455-15 · Facilities Maintenance	15,000
5455-16 · Facility Security	1,500
Total 5455 · Runway 35	88,350

MCA
Budget Overview
 January through December 2023

	Jan - Dec 23
5456 · Maverick	
5456-01 · Pool Systems	4,000
5456-02 · Chemicals	12,500
5456-05 · Cabana & Shade Structures	1,200
5456-07 · Telephone & Internet	1,950
5456-08 · Trash Removal	5,000
5456-09 · Cover Storage & Repair	2,200
5456-13 · Utilities	45,000
5456-15 · Facility Maintenance	15,000
5456-16 · Facility Security	1,500
Total 5456 · Maverick	88,350
5470 · Filling 54 Pool	
5470-01 · Pool Systems	4,000
5470-02 · Chemicals	12,500
5470-05 · Cabana & Shade Structure	1,200
5470-07 · Telephone/Internet	1,950
5470-08 · Trash Removal	5,000
5470-09 · Cover Storage & Repair	2,200
5470-13 · Utilities	45,000
5470-15 · Facilities Maintenance	15,000
5470-16 · Facility Security	1,500
Total 5470 · Filling 54 Pool	88,350
5490 · Facility Maintenance	
5490-01 · Tools & Equipment	5,000
Total 5490 · Facility Maintenance	5,000
Total 5409 · Aquatic Facilities	663,450
Total 5400 · Aquatics	1,663,450
5500 · Other Expenses	
5500 · Other Expenses - Other	25,000
Total 5500 · Other Expenses	25,000
5900 · Reserve & Improvement Funds	
5900 · Reserve & Improvement Funds - Other	750,000
Total 5900 · Reserve & Improvement Funds	750,000
Total Expense	9,770,384
Net Ordinary Income	29,855
Net Income	29,855

EXHIBIT B-2
MCA MANAGED FACILITIES
as of January 1, 2023

District	Filing	Tract	Block #	Facility Type	Facility Address	Common Name	Owner	Budget	Quantity Accepted	Accepted
1	12	U	3	Alley	10007 E 31st Ave		PCMD	MCA	18,143	2007
1	21	A-1	6	Alley	10215 E MLK		PCMD	MCA	4,635	2019
1	21	A-2	7	Alley	10326 E 31st Ave		PCMD	MCA	7,699	2019
1	16	P	3	Alley	10752 E 28th Pl		PCMD	MCA	21,024	2015
1	16	N	2	Alley	10753 E 28th Pl		PCMD	MCA	5,225	2015
1	16	S	6	Alley	10759 E 27th Ave		PCMD	MCA	5,649	2015
1	35	P	1	Alley	10793 E 28th Pl		PCMD	MCA	5,664	2015
1	35	Q	1	Alley	10853 E 28th Pl		PCMD	MCA	3,740	2015
1	35	R	1	Alley	10899 E 28th Pl		PCMD	MCA	3,740	2015
1	35	X	7	Alley	10950 E 28th Ave		PCMD	MCA	1,994	2015
1	35	V	5	Alley	10952 E 28th Pl		PCMD	MCA	9,666	2015
1	35	S	1	Alley	10995 E 28th Pl		PCMD	MCA	3,740	2015
1	35	T	1	Alley	11073 E 28th Pl		PCMD	MCA	3,743	2015
1	35	U	2	Alley	11133 E 28th Pl		PCMD	MCA	3,741	2015
1	40	G	1	Alley	11199 E. 28th PL		PCMD	MCA	3,740	2015
1	40	H	1	Alley	11291 E. 28th Pl		PCMD	MCA	3,741	2015
1	35	Y	8	Alley	2655 Kingston St		PCMD	MCA	12,445	2015
1	16	T	7	Alley	2658 Ironton St		PCMD	MCA	11,682	2015
1	53	B		Alley	2698 N. Moline St		PCMD	MCA	16,341	2015
1	16	R	5	Alley	2787 Ironton St		PCMD	MCA	13,347	2015
1	16	Q	4	Alley	2823 Ironton St		PCMD	MCA	8,048	2015
1	40	J	2	Alley	2848 N Macon Way		PCMD	MCA	28,186	2015
1	16	M	1	Alley	2939 Ironton St		PCMD	MCA	12,479	2015
1	15	ZZ	6	Alley	3039 N Galena		PCMD	MCA	4,919	2019
1	12	Z	4	Alley	3056 Elmira Street		PCMD	MCA	15,270	2007
1	20	AE	1	Alley	3112 Fulton Street		PCMD	MCA	19,844	2008
1	12	T	5	Alley	3113 Elmira Street		PCMD	MCA	15,186	2007
1	21	L	3	Alley	3188 Geneva Ct		PCMD	MCA	7,636	2008
1	21	K	2	Alley	3216 Geneva Street		PCMD	MCA	9,272	2008
1	12	R	7	Alley	3317 Dayton Street		PCMD	MCA	11,203	2007
1	12	Y	2	Alley	3391 Florence Way		PCMD	MCA	5,678	2007
1	12	X	2	Alley	3423 Florence Way		PCMD	MCA	5,497	2007
1	12	W	2	Alley	3453 Florence Way		PCMD	MCA	5,177	2007
1	12	Q	1	Alley	3467 Dayton Court		PCMD	MCA	10,254	2007
1	12	V	2	Alley	3481 Florence Way		PCMD	MCA	4,483	2007
1	12	S	6	Alley	9702 E 32nd Ave		PCMD	MCA	14,275	2007
1	21	J	1	Alley			PCMD	MCA	15,852	2008
1	21	M	6	Alley			PCMD	MCA	3,920	2008
1	35	W	6	Alley			PCMD	MCA	2,169	2015
1	40	K	5	Alley			PCMD	MCA	15,763	2015
1	35	AE		Park-Pocket	10090 E 28th Ave	CHERRY PIE PARK	PCMD	MCA	12,112	2015
1	40	N		Park-Pocket	11447 E 27th Ave	BOUQUET PARK	PCMD	MCA	37,995	2015
1	16	U		Park-Pocket	2737 Jamaica Street	RUMBLE PARK	PCMD	MCA	18,796	2015
1	12	AC		Park-Pocket	3101 Emporia	Summer (9807 E 31st Ave)	PCMD	MCA	64,419	2008
1	12	AD		Park-Pocket	3105 Elmira	Spring (9907 E 31st Ave)	PCMD	MCA	46,664	2008
1	12	AF		Park-Pocket	3495 Florence Way	Arrowhead Park	PCMD	MCA	24,488	2008
1	12	AB		Park-Pocket	9701 E. 32nd	Autumn Park (3206 Dayton St)	PCMD	MCA	39,539	2008
1	12	AA		Park-Pocket	9708 E. 34th	Winter (3406 Dayton St)	PCMD	MCA	19,404	2008
1	12			ROW-Frontage		Denver Recreation Center	CCD	PCMD	13,201	2008
1	15			ROW-Median	Havana		CCD	PCMD	24,670	2008
1	15	AD		ROW-Median	MLK BLVD		CCD	PCMD	25,669	2008
1	50	B		Sidewalk	10805 E MLK		PCMD	MCA		2019
1	50	C		Sidewalk	11105 E MLK		PCMD	MCA		2019
2	4	A	1	Alley	2788 Ulster Street		PCMD	MCA	13,244	2005
2	4	E	3	Alley	8018 E 25th Ave		PCMD	MCA	13,714	2005
2	4	F	4	Alley	8083 E 26th Ave		PCMD	MCA	15,901	2005
2	2	B	2	Alley			PCMD	MCA	15,999	2005
2	2	BB	20	Alley			PCMD	MCA	4,000	2005
2	2	CC	20	Alley			PCMD	MCA	4,000	2005
2	2	DD	21	Alley			PCMD	MCA	4,000	2005
2	2	E	1	Alley			PCMD	MCA	17,356	2005
2	2	EE	21	Alley			PCMD	MCA	4,000	2005
2	2	FF	22	Alley			PCMD	MCA	14,966	2005
2	2	G	3	Alley			PCMD	MCA	21,339	2005
2	2	GG	23	Alley			PCMD	MCA	14,966	2005
2	2	H	4	Alley			PCMD	MCA	8,773	2005

EXHIBIT B-2
MCA MANAGED FACILITIES
as of January 1, 2023

District	Filing	Tract	Block #	Facility Type	Facility Address	Common Name	Owner	Budget	Quantity Accepted	Accepted
2	2	HH	24	Alley			PCMD	MCA	20,099	2005
2	2	J	6	Alley			PCMD	MCA	4,183	2005
2	2	K	7	Alley			PCMD	MCA	4,025	2005
2	2	L	8	Alley			PCMD	MCA	7,800	2005
2	2	M	26	Alley			PCMD	MCA	7,263	2005
2	2	MM	25	Alley			PCMD	MCA	20,099	2005
2	2	N	11	Alley			PCMD	MCA	17,132	2005
2	2	P	13	Alley			PCMD	MCA	15,263	2005
2	2	Q	14	Alley			PCMD	MCA	14,783	2005
2	2	R	15	Alley			PCMD	MCA	15,559	2005
2	2	S	17	Alley			PCMD	MCA	4,036	2005
2	2	T	18	Alley			PCMD	MCA	15,266	2005
2	2	WW	5	Alley			PCMD	MCA	12,903	2005
2	2	X	19	Alley			PCMD	MCA	15,266	2005
2	2	YY	12	Alley			PCMD	MCA	16,318	2005
2	2	AH		Lighting-Ped	29th Ave (Roslyn - Xanthia)	8983 E 29th	CCD	PCMD	46	2005
2	2	UU		Lighting-Ped	Founders Green	FOUNDERS GREEN	PCMD	MCA	18	2005
2	2			Lighting-Ped	Town Center		PCMD	MCA	36	2007
2	4	K		Park-Community	2767 N Ulster St.	AVIATOR PARK - 2767 Ulster	PCMD	MCA	116,302	2005
2	2	UU		Park-Community	7690 E. 29th	FOUNDERS GREEN	PCMD	MCA	69,627	2005
2	2	NN		Park-Plaza	7690 E. 29th	WEST CRESCENT	PCMD	MCA	10,755	2005
2	2	PP		Park-Pocket	7690 E. 29th	EAST CRESCENT	PCMD	MCA	10,703	2005
2	2	RR		Park-Pocket	7808 E. 28th	Measurement	PCMD	MCA	29,121	2005
2	2	QQ		Park-Pocket	7868 E. 25th	HERITAGE PARK	PCMD	MCA	26,223	2005
2	2	SS		Park-Pocket	8296 E. 28th	Terra	PCMD	MCA	23,213	2005
2	2	AH		PARKWAY	29th Ave (Roslyn - Xanthia)	29th Ave-West	CCD	PCMD	168,100	2005
2	4	K		Pool-Community	8054 E. 28th Ave.	AVIATOR POOL	PCMD	MCA	260,000	2003
2	2			ROW-Frontage	Quebec (26th - 28th Place)		CCD	PCMD	86,250	2006
2	2			ROW-Frontage	Quebec (29th - MLK)		CCD	PCMD		2006
2	2	BV		ROW-Median	CPB (29th - CPB Bridge)		CCD	PCMD	69,600	2005
2	2			ROW-Median	Quebec (26th - 28th Place)		CCD	PCMD	4,675	2007
2	2	AB		ROW-Median	Syracuse Porkchop		CCD	PCMD	1,600	2005
3	3	E	1	Alley	2626 Xanthia Court		PCMD	MCA	14,000	2005
3	5	D	2	Alley	2913 Willow St.		PCMD	MCA	10,040	2005
3	9	A-5	14	Alley	7745 E 29th Ave		PCMD	MCA	16,256	
3	9	A-2	12	Alley	8102 E. 29th Pl		PCMD	MCA	3,008	
3	9	A-3	12	Alley	8102 E. 29th Pl		PCMD	MCA	13,650	
3	9	A-1	12	Alley	8112 E 29th Pl		PCMD	MCA	2,534	
3	9	W	11	Alley	8212 E 29th Place		PCMD	MCA	3,208	2005
3	9	A-4	4	Alley	8304 E MLK		PCMD	MCA	16,504	
3	9	X	11	Alley	8372 E 29th Place		PCMD	MCA	3,208	2005
3	5	B	1	Alley	8393 E 29th Ave		PCMD	MCA	9,100	2005
3	9	Y	10	Alley	8412 E 29th Place		PCMD	MCA	3,208	2005
3	9	Z	10	Alley	8572 E 29th Place		PCMD	MCA	3,208	2005
3	9	AA	6	Alley	8743 E 29th Place		PCMD	MCA	28,751	2005
3	9	AB	7	Alley	8953 E 29th Place		PCMD	MCA	28,831	2005
3	5	L-2	5	Alley	9000 E 29th Pl		PCMD	MCA	2,671	
3	9	AC	8	Alley	9097 E 29th Place		PCMD	MCA	21,411	2005
3	27	A		Alley	9161 E. 29th		PCMD	MCA	17,876	2011
3	5	AA	9	Alley			PCMD	MCA	8,908	2005
3	5	AC	10	Alley			PCMD	MCA	4,000	2005
3	5	AE	11	Alley			PCMD	MCA	13,559	2005
3	5	AG	12	Alley			PCMD	MCA	13,475	2005
3	5	AJ	13	Alley			PCMD	MCA	14,974	2005
3	5	AL	14	Alley			PCMD	MCA	4,000	2005
3	5	AN	14	Alley			PCMD	MCA	4,000	2005
3	5	AR	15	Alley			PCMD	MCA	4,000	2005
3	5	AT	15	Alley			PCMD	MCA	1,400	2005
3	5	AU	16	Alley			PCMD	MCA	11,518	2005
3	5	AX	10	Alley			PCMD	MCA	4,080	2005
3	5	F	3	Alley			PCMD	MCA	13,770	2005
3	5	J	4	Alley			PCMD	MCA	13,850	2005
3	5	L	5	Alley			PCMD	MCA	10,067	2005
3	5	P	6	Alley			PCMD	MCA	6,664	2005
3	5	R	7	Alley			PCMD	MCA	24,316	2005

EXHIBIT B-2
MCA MANAGED FACILITIES
as of January 1, 2023

District	Filing	Tract	Block #	Facility Type	Facility Address	Common Name	Owner	Budget	Quantity Accepted	Accepted
3	5	U	8	Alley			PCMD	MCA	4,000	2005
3	5	W	8	Alley			PCMD	MCA	8,908	2005
3	5	Y	9	Alley			PCMD	MCA	4,000	2005
3	9	AF	5	Alley			PCMD	MCA	5,644	2005
3	9	A		Lighting-Bridge	MLK Bridge		CCD	PCMD	18	2007
3	9	A		Lighting-LS Wall	MLK (Quebec - Roslyn)	7881 E 29th	CCD	PCMD	36	2007
3	9			Lighting-Ped	MLK & Akron		CCD	PCMD	24	2007
3	9	V		Lighting-Ped	MLK & Syracuse		CCD	PCMD	11	2007
3	5	Q		Lighting-Ped	Xanthia - Beeler	9232 MLK	CCD	PCMD	29	2005
3	5	AV		Park-Pocket	2805 Beeler	Half Circle	PCMD	MCA	15,537	2006
3	9	V		Park-Pocket	3107 Syracuse Street	MLK Park	PCMD	MCA	51,530	2007
3	5	Q		PARKWAY	29th Ave Parkway (Xanthia-Beeler)	29th Ave - East	CCD	PCMD	-	2005
3	9	L		ROW-Median	CPB (29th - MLK)		CCD	PCMD	-	2007
3	5	C		ROW-Median	CPB 29th - 29th		CCD	PCMD	159,753	2005
3	9	A		ROW-Median	MLK (Quebec - Roslyn)		CCD	PCMD	1,106,326	2006
3	9	A		ROW-Median	MLK (Roslyn - MLK Bridge)		CCD	PCMD	112,897	2007
3	9	Q		ROW-Median	Xenia (29th-MLK)		CCD	PCMD	-	2007
3	5	H		ROW-Median	Xenia 29th - 29th		CCD	PCMD	-	2005
3	9	B		ROW-Roundabout	Syracuse		CCD	PCMD	-	2007
3	9	ZZ	4	Sidewalk	8304 E MLK		PCMD	MCA		2019
3	5	ZZ	5	Sidewalk	9000 E 29th Pl		PCMD	MCA	2,636	2019
4	10			Alley	2005 N Central park Blvd		PCMD	MCA	28,492	2012
4	24	G	2	Alley	2013 Tamarac Street		PCMD	MCA	13,616	2011
4	24	H	3	Alley	2026 Tamarac Street		PCMD	MCA	6,600	2011
4	22	F	1	Alley	2123 Trenton Street		PCMD	MCA	24,676	2011
4	22	G	2	Alley	2124 Trenton St		PCMD	MCA	15,743	2011
4	22	Q	3	Alley	2126 Tamarac St		PCMD	MCA	4,400	2011
4	22	P	3	Alley	2176 Tamarac St		PCMD	MCA	4,400	2011
4	30	B		Alley	2203 Central Park Blvd		PCMD	MCA	11,469	2011
4	22	N	3	Alley	2222 Tamarac St		PCMD	MCA	4,400	2011
4	22	M	3	Alley	2240 Tamarac St		PCMD	MCA	4,400	2011
4	17	Q	6	Alley	2267 Ulster Street		PCMD	MCA	11,531	2011
4	6	BA	9	Alley	2303 Alton Street		PCMD	MCA	4,000	2005
4	17	L	5	Alley	2359 Uinta Street		PCMD	MCA	20,832	2011
4	6	AZ	9	Alley	2363 Alton Street		PCMD	MCA	4,000	2005
4	6	BH	16	Alley	2402 Xenia Street		PCMD	MCA	11,858	2005
4	6	BG	15	Alley	2404 Yosemite Street		PCMD	MCA	11,858	2005
4	6	BF	14	Alley	2406 Akron Street		PCMD	MCA	4,020	2005
4	6	BC	11	Alley	2412 Alton Street		PCMD	MCA	15,066	2005
4	17	P	3	Alley	2430 Uinta Street		PCMD	MCA	20,082	2011
4	17	N	2	Alley	2500 Uinta Street		PCMD	MCA	7,564	2011
4	6	BK	18	Alley	2502 Wabash Street		PCMD	MCA	18,885	2005
4	6	AX	9	Alley	2503 Alton Street		PCMD	MCA	4,000	2005
4	6	AW	8	Alley	2506 Akron Street		PCMD	MCA	4,020	2005
4	6	AS	5	Alley	2510 Xanthia Court		PCMD	MCA	4,000	2005
4	6	BL	1	Alley	2545 CPB		PCMD	MCA	20,004	2005
4	6	AT	6	Alley	2555 Yosemite Street		PCMD	MCA	15,475	2005
4	6	AP	3	Alley	2557 Xanthia Street		PCMD	MCA	9,121	2005
4	6	AV	8	Alley	2558 Akron Street		PCMD	MCA	4,021	2005
4	6	BB	10	Alley	2562 Alton St.		PCMD	MCA	16,543	2005
4	6	AY	9	Alley	2563 Alton Street		PCMD	MCA	4,000	2005
4	6	AU	7	Alley	2564 Yosemite Street		PCMD	MCA	14,636	2005
4	6	AQ	4	Alley	2567 Xanthia Court		PCMD	MCA	14,093	2005
4	6	AR	5	Alley	2570 Xanthia Court		PCMD	MCA	4,030	2005
4	24	F	1	Alley	7855 Montview Blvd		PCMD	MCA	11,174	2011
4	17	M	1	Alley	8043 E 24th Ave		PCMD	MCA	12,931	2011
4	24	J	4	Alley	8125 Montview Blvd		PCMD	MCA	17,749	2011
4	17	AE	4	Alley	8151 E 24th Ave		PCMD	MCA	4,850	2011
4	17	R	7	Alley	8155 E 22nd Ave		PCMD	MCA	18,651	2011
4	17	S	8	Alley	8275 E 22nd Ave		PCMD	MCA	18,050	2011
4	6	BN	1	Alley	8309 E 23rd Ave	Filing 6 & 17	PCMD	MCA	11,338	2005
4	17	T	9	Alley	8315 E 22nd Ave		PCMD	MCA	20,181	2011
4	6	AN	2	Alley	8448 E 25th Drive		PCMD	MCA	14,136	2005
4	30	C		Alley	8695 E 21st Ave		PCMD	MCA	13,430	2011
4	6	BJ	17	Alley	8710 E 24th Ave		PCMD	MCA	17,708	2005
4	6	BE	12	Alley	9067 E 22nd Ave		PCMD	MCA	4,000	2005

(45)

EXHIBIT B-2
MCA MANAGED FACILITIES
as of January 1, 2023

District	Filing	Tract	Block #	Facility Type	Facility Address	Common Name	Owner	Budget	Quantity Accepted	Accepted
4	6	BD	12	Alley	9157 E 22nd Ave		PCMD	MCA	4,000	2005
4	22	R	7	Alley			PCMD	MCA	20,000	2011
4	6	A		Lighting-Bridge	2578,83,93,98 CPB		CCD	PCMD	29	2007
4	6	A		Lighting-Ped	2375 Central Park Blvd	CPB Bridge-Montview	CCD	PCMD	46	2008
4	6	BM		Park-Community	2401 Xenia Street	Puddle Jumper Park	PCMD	MCA	107,820	2005
4	24	Q		Park-Pocket	2056 Tamarac St	Constalation	PCMD	MCA	18,531	2011
4	6	AK		Park-Pocket	2441 Alton Street	24th & Alton	PCMD	MCA	34,084	2007
4	17	AC		Park-Pocket	8051 E. 24th	Songbird	PCMD	MCA	27,577	2011
4	6	BM		Pool-Community	2401 Xenia Street	PUDDLE JUMPER POOL	PCMD	MCA	130,000	2005
4	24			ROW-Frontage	Monteview (Spruce-Trenton)		CCD	PCMD	9,310	2007
4	24			ROW-Frontage	Monteview (Tamarac-Ulster)		CCD	PCMD	6,856	2007
4	24			ROW-Frontage	Monteview (Trenton-Tamarac)		CCD	PCMD	10,226	2007
4	24			ROW-Frontage	Monteview (Uinta-Valentia)		CCD	PCMD	7,864	2007
4	24			ROW-Frontage	Monteview (Ulster-Uinta)		CCD	PCMD	8,087	2007
4	10			ROW-Frontage	Valentia to CPB		CCD	PCMD	31,700	2008
4	6	A		ROW-Median	CPB Bridge - Montview		CCD	PCMD	124,961	2007
4	10	G		ROW-Roundabout	Verbana & 21st		CCD	PCMD	1,200	2008
5	15	AM	16	Alley	10259 E 28th Ave		PCMD	MCA	6,091	2007
5	15	AR	21	Alley	10421 E. 26th Ave		PCMD	MCA	11,388	2007
5	15	AN	17	Alley	10459 E 28th Ave		PCMD	MCA	6,059	2007
5	15	AP	18	Alley	10519 E 28th Ave		PCMD	MCA	9,828	2007
5	15	BE	20	Alley	10551 E 26th Ave		PCMD	MCA	6,394	2007
5	11	BH	16	Alley	2608 Emporia Street		PCMD	MCA	4,000	2007
5	11	BJ	17	Alley	2610 Emporia Court		PCMD	MCA	4,000	2007
5	11	BL	19	Alley	2610 Florence Street		PCMD	MCA	4,000	2007
5	11	AX	18	Alley	2614 Elmira Street		PCMD	MCA	13,211	2007
5	15	AV	24	Alley	2615 Geneva Street		PCMD	MCA	4,000	2007
5	15	AU	23	Alley	2616 Geneva Street		PCMD	MCA	14,514	2007
5	15	AT	22	Alley	2619 Hanover Street		PCMD	MCA	4,000	2007
5	11	AV	15	Alley	2634 Dayton Street		PCMD	MCA	13,644	2007
5	11	BG	14	Alley	2652 Clinton Way		PCMD	MCA	7,953	2007
5	15	AW	25	Alley	2652 Fulton Street		PCMD	MCA	15,418	2007
5	11	BF	19	Alley	2700 Florence Street		PCMD	MCA	4,000	2007
5	11	BB	17	Alley	2750 Emporia Street		PCMD	MCA	4,000	2007
5	11	BA	16	Alley	2756 Emporia Street		PCMD	MCA	4,000	2007
5	11	AU	13	Alley	2772 Clinton Way		PCMD	MCA	10,398	2007
5	11	AY	19	Alley	2788 Florence Street		PCMD	MCA	4,000	2007
5	15	AS	22	Alley	2789 Hanover Street		PCMD	MCA	4,028	2007
5	11	AN	6	Alley	2803 Fulton Street		PCMD	MCA	13,208	2007
5	11	AQ	10	Alley	2804 Clinton Way		PCMD	MCA	11,547	2007
5	11	AK	9	Alley	2804 Emporia Street		PCMD	MCA	12,281	2007
5	11	AL	8	Alley	2805 Elmira Street		PCMD	MCA	4,034	2007
5	11	AS	7	Alley	2836 Elmira Street		PCMD	MCA	4,000	2007
5	15	AK	12	Alley	2866 Geneva Street		PCMD	MCA	12,209	2007
5	15	AL	11	Alley	2868 Geneva Street		PCMD	MCA	8,810	2007
5	11	AH	4	Alley	2907 Florence Street		PCMD	MCA	4,000	2007
5	15	AX	15	Alley	2912 Fulton St		PCMD	MCA	4,000	2007
5	15	AH	14	Alley	2953 Galena Street		PCMD	MCA	5,347	2007
5	11	AD	3	Alley	2985 Elmira Street		PCMD	MCA	12,558	2007
5	11	AE	4	Alley	2987 Florence Street		PCMD	MCA	4,000	2007
5	11	AC	2	Alley	2991 Emporia Court		PCMD	MCA	4,000	2007
5	11	AF	5	Alley	2991 Fulton Street		PCMD	MCA	12,558	2007
5	11	AB	1	Alley	2995 Emporia Street		PCMD	MCA	15,503	2007
5	11	AT	12	Alley	9598 E 28th Ave		PCMD	MCA	16,212	2007
5	11	AJ	11	Alley	9599 E 28th Ave		PCMD	MCA	17,965	2007
5	15	AE	1	Alley			PCMD	MCA	11,367	2007
5	15	AF	2	Alley			PCMD	MCA	9,544	2007
5	15	AG	6	Alley			PCMD	MCA	4,000	2007
5	15	AJ	13	Alley			PCMD	MCA	4,731	2007
5	15	BD		Park-Community	2809 Hanover	F-15 Park	PCMD	MCA	156,793	2008
5	11A	B	2	Park-Community	Aurora Park	26TH & FULTON	PCMD	MCA	1,134,120	2015
5	11	AZ		Park-Pocket	9557 E 27th Ave	Sail Park (9597 E 27th Ave)	PCMD	MCA	19,116	2007
5	11	AW		Park-Pocket	9887 E 28th Ave	Arc Park (9858 E 28th Ave)	PCMD	MCA	48,670	2008
5	11	AM		Park-Pocket	9989 E. 28th	Square (2877 Florence St)	PCMD	MCA	40,000	2007
5	15	BD		Pool-Community	2831 Hanover St	F-15 POOL	PCMD	MCA	170,000	2008
5	11			ROW-Median	MLK Blvd		CCD	PCMD	3,601	2008

46

EXHIBIT B-2
MCA MANAGED FACILITIES
as of January 1, 2023

District	Filing	Tract	Block #	Facility Type	Facility Address	Common Name	Owner	Budget	Quantity Accepted	Accepted
6	32	T		Alley	3005 Ulster Street		PCMD	MCA	28,080	2014
6	32	U		Alley	3007 Ulster St		PCMD	MCA	28,080	2014
6	32	AT		Alley	3011 Trenton St		PCMD	MCA	17,526	2014
6	32	AS		Alley	3012 Trenton Street		PCMD	MCA	3,081	2014
6	32	AR		Alley	3015 Ulster St		PCMD	MCA	7,240	2014
6	32	AP		Alley	3018 Ulster St		PCMD	MCA	3,160	2014
6	32	AU		Alley	3019 Spruce St		PCMD	MCA	14,788	2014
6	32	AQ		Alley	3026 Ulster ST		PCMD	MCA	3,000	2014
6	32	A-10		Alley	3032 N. Trenton		PCMD	MCA	770	2014
6	32	A-11		Alley	3032 N. Trenton		PCMD	MCA	770	2014
6	32	A-14		Alley	3149 N. Ulster St		PCMD	MCA	520	2014
6	32	A-12		Alley	3150 N. Tamarac St		PCMD	MCA	494	2014
6	32	A-15		Alley	3151 N. Ulster St		PCMD	MCA	481	2014
6	32	A-13		Alley	3152 N. Tamarac St		PCMD	MCA	494	2014
6	32	AC		Alley	3312 Valentia St		PCMD	MCA	4,940	2014
6	18	AZ	15	Alley	3330 Central Park blvd		PCMD	MCA	18,575	2011
6	18	BE	20	Alley	3341 Xenia Street		PCMD	MCA	16,270	2011
6	18	BF	21	Alley	3342 Xenia Street		PCMD	MCA	16,270	2011
6	18	BA	16	Alley	3344 Wabash Street		PCMD	MCA	17,295	2011
6	18	BH	23	Alley	3344 Yosemite Street		PCMD	MCA	4,000	2011
6	18	BK	24	Alley	3346 Akron St		PCMD	MCA	4,000	2011
6	18	BB	17	Alley	3346 Willow Street		PCMD	MCA	17,375	2011
6	18	BD	19	Alley	3348 Xanthia Street		PCMD	MCA	4,040	2011
6	19	AB	8	Alley	3350 Alton St		PCMD	MCA	4,540	2012
6	19	AF	11	Alley	3359 Beeler St		PCMD	MCA	4,000	2012
6	32	Z		Alley	3382 Valentia St		PCMD	MCA	4,940	2014
6	32	AA		Alley	3432 Valentia St		PCMD	MCA	4,940	2014
6	18	BC	18	Alley	3478 Xanthia Street		PCMD	MCA	4,040	2011
6	19	AC	9	Alley	3480 Alton St		PCMD	MCA	4,540	2012
6	19	AD	10	Alley	3483 Beeler St		PCMD	MCA	17,075	2012
6	19	AE	10	Alley	3484 Beeler St		PCMD	MCA	13,075	2012
6	18	BJ	24	Alley	3486 Akron St		PCMD	MCA	4,000	2011
6	19	AG	11	Alley	3486 Beeler Ct		PCMD	MCA	15,192	2012
6	19	AA	7	Alley	3489 Alton St		PCMD	MCA	17,295	2012
6	18	AV	12	Alley	3504 Xanthia Street		PCMD	MCA	9,103	2011
6	18	AW	11	Alley	3510 Xanthia Court		PCMD	MCA	13,768	2011
6	19	X	4	Alley	3514 Beeler St		PCMD	MCA	9,895	2012
6	18	AX	10	Alley	3514 Yosemite St		PCMD	MCA	9,061	2011
6	18	AY	9	Alley	3516 Akron St		PCMD	MCA	9,244	2011
6	19	W	3	Alley	3516 Beeler St		PCMD	MCA	11,682	2012
6	18	AU	13	Alley	3517 Xanthia Street		PCMD	MCA	4,040	2011
6	19	Z	6	Alley	3518 Akron Ct		PCMD	MCA	13,012	2012
6	19	Y	5	Alley	3523 Beeler Street		PCMD	MCA	9,740	2012
6	18	AT	14	Alley	3534 Wabash St		PCMD	MCA	4,000	2011
6	19	U	1	Alley	3568 Akron Ct		PCMD	MCA	13,231	2012
6	18	AM	2	Alley	3635 Willow Street		PCMD	MCA	4,000	2011
6	18	AQ	7	Alley	3641 Akron Street		PCMD	MCA	26,077	2011
6	29	A	1	Alley	3695 Willow St		PCMD	MCA	4,632	2012
6	32	AH		Alley	7732 E 33rd Ave		PCMD	MCA	11,214	2014
6	32	AJ		Alley	7852 E 33rd Ave		PCMD	MCA	11,159	2014
6	32	AG		Alley	7911 E 33rd Ave		PCMD	MCA	6,519	2014
6	32	AK		Alley	7912 E 33rd Ave		PCMD	MCA	9,794	2014
6	32	A-1		Alley	8004 E 31st		PCMD	MCA	450	2014
6	32	BB		Alley	8012 E 33rd Ave		PCMD	MCA	15,439	2014
6	32	AV		Alley	8015 E 34th Ave		PCMD	MCA	12,013	2014
6	32	A-2		Alley	8024 E 31st Ave		PCMD	MCA	390	2014
6	32	A-3		Alley	8034 E 31st Ave		PCMD	MCA	380	2014
6	32	A-18		Alley	8034 E 32nd Ave		PCMD	MCA	758	2014
6	32			Alley	8039 E 31st Ave		PCMD	MCA	495	2014
6	32	A-4		Alley	8044 E. 31st Ave		PCMD	MCA	390	2014
6	32	A-5		Alley	8054 E. 31st Ave		PCMD	MCA	390	2014
6	32	A-17		Alley	8054 E. 32nd Ave		PCMD	MCA	453	2014
6	32			Alley	8059 E 31st Ave		PCMD	MCA	509	2014
6	32	A-6		Alley	8064 E. 31st Ave		PCMD	MCA	390	2014
6	32	A-7		Alley	8074 E. 31st Ave		PCMD	MCA	380	2014
6	32	A-16		Alley	8074 E. 32nd Ave		PCMD	MCA	450	2014

EXHIBIT B-2
MCA MANAGED FACILITIES
as of January 1, 2023

District	Filing	Tract	Block #	Facility Type	Facility Address	Common Name	Owner	Budget	Quantity Accepted	Accepted
6	32			Alley	8079 E 31st Ave			MCA	495	2014
6	32	AF		Alley	8081 E 33rd Ave		PCMD	MCA	6,519	2014
6	32	AL		Alley	8082 E 33rd Ave		PCMD	MCA	9,714	2014
6	32	W		Alley	8083 E 34th Ave		PCMD	MCA	5,960	2014
6	32	A-8		Alley	8084 E. 31st Ave		PCMD	MCA	400	2014
6	32	A-9		Alley	8094 E. 31st Ave		PCMD	MCA	450	2014
6	32	AE		Alley	8111 E 33rd Ave		PCMD	MCA	6,519	2014
6	32	AM		Alley	8112 E 33rd Ave		PCMD	MCA	9,714	2014
6	32	X		Alley	8113 E 34th Ave		PCMD	MCA	5,960	2014
6	32	AX		Alley	8145 E 34th Ave		PCMD	MCA	13,039	2014
6	32	AW		Alley	8153 E 34th Ave		PCMD	MCA	11,920	2014
6	32	AD		Alley	8181 E 33rd Ave		PCMD	MCA	6,519	2014
6	32	Y		Alley	8185 E 34th Ave		PCMD	MCA	5,960	2014
6	32	AN		Alley	8190 E 33rd Ave		PCMD	MCA	10,114	2014
6	18	AN	5	Alley	8552 E 36th Ave		PCMD	MCA	7,148	2011
6	18	AP	6	Alley	8652 E 36th Ave		PCMD	MCA	5,221	2011
6	18	AL	3	Alley	8653 E 36th Ave		PCMD	MCA	6,830	2011
6	18	BG	22	Alley	8660 Smith Rd		PCMD	MCA	4,000	2011
6	18	AR	8	Alley	9004 E 37th Ave		PCMD	MCA	11,106	2011
6	19	V	2	Alley	9254 E 37th Ave		PCMD	MCA	12,628	2012
6	18	AS	4	Alley			PCMD	MCA	16,164	2011
6	32	AY		Alley			PCMD	MCA	13,061	2014
6	19	D		Lighting-Ped	35th Ave (Akron-Boston)		CCD	PCMD		2011
6	18	F		Lighting-Ped	35th Ave (CPB-Akron Ct)		CCD	PCMD		2011
6	32	N		Lighting-Ped		32nd Ave	CCD	PCMD		2012
6	19	AH		Park-Community	3574 Alton St.	Jet Stream Park	PCMD	MCA	100,012	2012
6	32	AY	8	Park-Pocket	8011 E 33rd Ave	Muse 3	PCMD	MCA	13,061	2013
6	32	BC	10	Park-Pocket	8144 E 33rd Ave	Muse 5	PCMD	MCA	15,412	2013
6	18	BX		Park-Pocket	8509 E. 35th Ave	35TH & WABASH	PCMD	MCA	23,363	2012
6	18	BY		Park-Pocket	8703 E 34th-8743	CHARLESTON A	PCMD	MCA	37,136	2012
6	18	BV		Park-Pocket	8954 E. 34th - 3404 Yosemite	CHARLESTON B	PCMD	MCA	36,568	2012
6	19	AJ		Park-Pocket	9103 E. 34th	CHARLESTON C	PCMD	MCA	40,398	2012
6	32	AW	5	Park-Pocket	Muse 1	Muse 1	PCMD	MCA	11,920	2013
6	32	AV	6	Park-Pocket	Muse 2	Muse 2	PCMD	MCA	12,013	2013
6	32	AX	9	Park-Pocket	Muse 4	Muse 4	PCMD	MCA	13,039	2013
6	32	BB	11	Park-Pocket	Muse 6	Muse 6	PCMD	MCA	15,439	2013
6	18			Park-Wetlands		F18 Ponds	CCD	PCMD	115,000	2012
6	32			PARKWAY	32nd Ave (Syracuse-Uinta)	32nd Ave	CCD	PCMD	200,000	2013
6	19	D		PARKWAY	35th Ave (Akron-Boston)	9198 E 35th	CCD	PCMD	55,591	2011
6	18	F		PARKWAY	35th Ave (CPB-Akron Ct)	8509 E 35th	CCD	PCMD	128,904	2011
6	19	AH		Pool-Community	3574 Alton St.	JET STREAM POOL	PCMD	MCA	240,000	2012
6	18			ROW-Bridge	8635 E 37th Ave	SAND CREEK BRIDGE	CCD	PCMD		2013
6	32	N		ROW-Median	3201 Ulster Street	32nd Ave	CCD	PCMD		2014
6	18	BM		ROW-Median	CPB (35th Dr-36th AV)		CCD	PCMD	1,202	2011
6	18	BL		ROW-Median	CPB (MLK-35th Dr)		CCD	PCMD	35,854	2011
6	18	AB		ROW-Median	Xenia 35th - 33rd		CCD	PCMD	25,111	2011
6	32	F		ROW-Median		35th Ave	CCD	PCMD	43,360	2013
6	32		10	Water Service	Lots 11 - 20		PCMD	MCA		2012
6	32		5	Water Service	Lots 12-18		PCMD	MCA		2012
6	32		8	Water Service	Lots 8 - 17		PCMD	MCA		2012
6	32		6	Water Service	Lots 8-21		PCMD	MCA		2012
6	32		11	Water Service	Lots 9 - 16		PCMD	MCA		2012
6	32		9	Water Service	Lots 9 -20		PCMD	MCA		2012
7	43			ROW-Bridge	IC 4	I70 Bridge	CCD	PCMD	????	2016
7	7	A		ROW-Median	40th Ave		CCD	PCMD	150,000	2010
7	43			ROW-Median	40th Ave	40th	CCD	PCMD	20,000	2005
7	14			ROW-Median	IC2		CCD	PCMD	100,000	2007
7	14	E		ROW-Median	Northfield (Quebec - CPB)		CCD	PCMD	204,420	2007
7	13	B		ROW-Median	Northfield Blvd.(CPB - Havana)		CCD	PCMD	117,495	2007
8	36	BP	20	Alley	4940 Wabash St		PCMD	MCA	9,434	2016
8	36	BE	10	Alley	5035 Uinta St		PCMD	MCA	6,075	2016
8	36	BF	10	Alley	8050 E 50th Ave		PCMD	MCA	6,731	2016
8	36	AW	2	Alley	8264 E 51st Ave		PCMD	MCA	16,047	2016
8	36	AX	3	Alley	8334 E 51st Ave		PCMD	MCA	17,603	2016
8	36	AU	1	Alley			PCMD	MCA	15,245	2016
8	36	AV	1	Alley			PCMD	MCA	7,092	2016
8	36	AY	4	Alley			PCMD	MCA	11,850	2016

(48)

EXHIBIT B-2
MCA MANAGED FACILITIES
as of January 1, 2023

District	Filing	Tract	Block #	Facility Type	Facility Address	Common Name	Owner	Budget	Quantity Accepted	Accepted
8	36	AZ	5	Alley			PCMD	MCA	8,642	2016
8	36	BA	7	Alley			PCMD	MCA	17,163	2016
8	36	BB	8	Alley			PCMD	MCA	16,996	2016
8	36	BC	9	Alley			PCMD	MCA	17,004	2016
8	36	BD	9	Alley			PCMD	MCA	10,216	2016
8	36	BG	11	Alley			PCMD	MCA	10,079	2016
8	36	BH	12	Alley			PCMD	MCA	17,666	2016
8	36	BJ	14	Alley			PCMD	MCA	10,317	2016
8	36	BK	15	Alley			PCMD	MCA	11,536	2016
8	36	BL	16	Alley			PCMD	MCA	11,472	2016
8	36	BM	18	Alley			PCMD	MCA	8,770	2016
8	36	BQ	21	Alley			PCMD	MCA	9,634	2016
8	36	BS	22	Alley			PCMD	MCA	4,368	2016
8	36	BT	23	Alley			PCMD	MCA	10,688	2016
8	36	BU	24	Alley			PCMD	MCA	7,738	2016
8	42	AA	2	Alley			PCMD	MCA	4,628	2016
8	42	AB	3	Alley			PCMD	MCA	4,140	2016
8	42	AC	4	Alley			PCMD	MCA	22,163	2016
8	42	AE	6	Alley			PCMD	MCA	16,976	2016
8	42	AF	9	Alley			PCMD	MCA	15,491	2016
8	42	AG	10	Alley			PCMD	MCA	15,200	2016
8	42	AH	11	Alley			PCMD	MCA	15,137	2016
8	42	AJ	12	Alley			PCMD	MCA	11,663	2016
8	42	AK	14	Alley			PCMD	MCA	7,988	2016
8	42	AL	15	Alley			PCMD	MCA	7,908	2016
8	42	AN		Alley			PCMD	MCA		2016
8	42	Y	1	Alley			PCMD	MCA	10,427	2016
8	42	Z	2	Alley			PCMD	MCA	7,796	2016
8	42	AC	4	Alley			PCMD	MCA	22,163	2016
8	42	BD	6	Lighting-Ped & Path	5016 Yosemite St	LILAC LANE	PCMD	MCA	2,280	2015
8	42	BC	6	Lighting-Ped & Path	8946 Beekman Pl	LILAC LANE	PCMD	MCA	1,730	2015
8	36	CR	22	Park-Community	5067 Valentia St	Conservatory Green	PCMD	MCA	75,401	2015
8	42	BB	2	Park-Community		Maverick Park	PCMD	MCA	65,527	2015
8	43			Park-Community		Runway 35 Park	PCMD	MCA	105,229	2015
8	36	CS	22	Park-Plaza	4982 Valentia St	CG Plaza	PCMD	MCA	29,246	2015
8	14	B		Park-Pocket	4885 Trenton St	Northfield Sign (4800 Quebec	PCMD	MCA	35,000	2007
8	36	CB	9	Park-Pocket	7936 E 51st	Green Link - Mid	PCMD	MCA	19,373	2015
8	36	CC	10	Park-Pocket	8111 E 50th Pl - 8105 E Stoll Pl	Green Link - South	PCMD	MCA	12,901	2015
8	36	BW	1	Park-Pocket		Green Link North	PCMD	MCA	19,722	2015
8	42	AD	5	Park-Pocket		SPINNING SPOKE	PCMD	MCA	28,343	2015
8	14			Park-Wetlands		(4800 Quebec St TR-C)	CCD	PCMD	100,000	2007
8	42			Pool-Community	8822 Beekman Place	MAVERICK POOL	PCMD	MCA	175,000	2014
8	43			Pool-Community	8863 E 47th Ave	RUNWAY 35 POOL	PCMD	MCA	272,000	2014
8	13	A		Private Street	Commercial Alley		CCD	PCMD	35,000	2006
8	36	AQ	22	Private Street		CG ROUND ABOUT	PCMD	MCA	7,445	2016
8	36	AR	22	Private Street		CG ROUND ABOUT	PCMD	MCA	12,021	2016
8	36	AS	22	Private Street		CG ROUND ABOUT	PCMD	MCA	11,858	2016
8	36	N		ROW-Median		Valentia Parkway South	CCD	PCMD	132,036	2015
9	47	R	1	Alley	5212 N CPB		PCMD	MCA	17,436	2019
9	45	BV	20	Alley	8410 E 54th Pl		PCMD	MCA	12,523	2019
9	47	W	6	Alley	9488 E 52nd Ave		PCMD	MCA	4,714	2019
9	45	AW	1	Alley			PCMD	MCA	16,626	2019
9	45	AX	2	Alley			PCMD	MCA	4,064	2019
9	45	AY	2	Alley			PCMD	MCA	4,000	2019
9	45	AZ	3	Alley			PCMD	MCA	7,211	2019
9	45	BA	3	Alley			PCMD	MCA	3,351	2019
9	45	BB	3	Alley			PCMD	MCA	3,240	2019
9	45	BC	3	Alley			PCMD	MCA	3,240	2019
9	45	BD	3	Alley			PCMD	MCA	3,240	2019
9	45	BE	3	Alley			PCMD	MCA	3,240	2019
9	45	BF	4	Alley			PCMD	MCA	25,779	2019
9	45	BG	7	Alley			PCMD	MCA	11,483	2019
9	45	BH	8	Alley			PCMD	MCA	4,000	2019
9	45	BJ	9	Alley			PCMD	MCA	6,340	2019
9	45	BK	11	Alley			PCMD	MCA	8,400	2019
9	45	BL	12	Alley			PCMD	MCA	8,400	2019
9	45	BM	13	Alley			PCMD	MCA	27,186	2019

EXHIBIT B-2
MCA MANAGED FACILITIES
as of January 1, 2023

District	Filing	Tract	Block #	Facility Type	Facility Address	Common Name	Owner	Budget	Quantity Accepted	Accepted
9	45	BN	14	Alley			PCMD	MCA	8,621	2019
9	45	BP	14	Alley			PCMD	MCA	12,183	2019
9	45	BQ	15	Alley			PCMD	MCA	9,797	2019
9	45	BR	16	Alley			PCMD	MCA	19,362	2019
9	45	BS	17	Alley			PCMD	MCA	14,215	2019
9	45	BT	18	Alley			PCMD	MCA	17,509	2019
9	45	BU	11	Alley			PCMD	MCA	16,683	2019
9	45	BU	19	Alley			PCMD	MCA	16,683	2019
9	45	BW	21	Alley			PCMD	MCA	11,699	2019
9	45	BX	22	Alley			PCMD	MCA	16,742	2019
9	45	BY	23	Alley			PCMD	MCA	17,009	2019
9	45	BZ	24	Alley			PCMD	MCA	13,883	2019
9	45	CA	25	Alley			PCMD	MCA	17,568	2019
9	45	CB	27	Alley			PCMD	MCA	18,182	2019
9	45	CC	28	Alley			PCMD	MCA	14,684	2019
9	45	CH	3	Alley			PCMD	MCA	3,529	2019
9	46	A	1	Alley			PCMD	MCA	13,779	2019
9	47	AA	9	Alley			PCMD	MCA	6,999	2019
9	47	AB	10	Alley			PCMD	MCA	13,801	2019
9	47	S	2	Alley			PCMD	MCA	13,281	2019
9	47	T	3	Alley			PCMD	MCA	20,800	2019
9	47	U	4	Alley			PCMD	MCA	13,767	2019
9	47	V	5	Alley			PCMD	MCA	17,201	2019
9	47	X	2	Alley			PCMD	MCA	13,281	2019
9	47	X	6	Alley			PCMD	MCA	4,000	2019
9	47	Y	7	Alley			PCMD	MCA	3,944	2019
9	47	Z	8	Alley			PCMD	MCA	14,863	2019
9	47	AJ		Maintenace Yard		MCA Maintenace Yard	PCMD	MCA	24,269	2016
9	45	DC	1	Park-Plaza		BUFFALO WALLOW	PCMD	MCA	18,309	2016
9	47	AH		Park-Pocket	5190 N Beeler Ct	Wicker Park	PCMD	MCA	31,634	2017
9	45	DE	16	Park-Pocket	5450 Tamarac Way	HARVEST PARK	PCMD	MCA	22,395	2016
9	45	DD	7	Park-Pocket		QUILTED GARDEN	PCMD	MCA	25,051	2016
9	45	DF	24	Park-Pocket		PIZZA PARK	PCMD	MCA	18,570	2016
9	45	R		PARKWAY	Valencia (PM-56th)	Valencia Parkway North	CCD	PCMD	123,602	2016
9	47	F		Private Street		Boston Street	PCMD	MCA	20,800	2019
9	41	A		ROW-Median		CPB Median 49th - 56th	CCD	PCMD	?????	2016
10	49	CH	21	Alley	5936 Alton St		PCMD	MCA	11,653	2019
10	49	CB	15	Alley	5965 N Chester St		PCMD	MCA	8,437	2019
10	49	CA	14	Alley	5985 N Chester St		PCMD	MCA	6,638	2019
10	49	CF	19	Alley	5991 N Alton St		PCMD	MCA	19,931	2019
10	49	CC	16	Alley	5997 N Boston Ct		PCMD	MCA	17,965	2019
10	49	BT	6	Alley	6090 N CPB		PCMD	MCA	17,896	2019
10	49	BN	1	Alley	6162 N Akron St		PCMD	MCA	4,552	2019
10	49	BP	2	Alley	6162 N Beeler Ct		PCMD	MCA	6,949	2019
10	49	CG	20	Alley	8935 E 58th Dr		PCMD	MCA	19,623	2019
10	49	CT	31	Alley	8941 E 58th Ave		PCMD	MCA	19,125	2019
10	49	BS	5	Alley	9031 E 61st Ave		PCMD	MCA	12,233	2019
10	49	CS	30	Alley	9151 E 58th Ave		PCMD	MCA	9,370	2019
10	49	CE	18	Alley	9156 E 60th Ave		PCMD	MCA	12,383	2019
10	49	BR	4	Alley	9255 E 61st Ave		PCMD	MCA	14,070	2019
10	49	CD	17	Alley	9276 E 60th Ave		PCMD	MCA	11,921	2019
10	49	BV	8	Alley	9277 E 60th Ave		PCMD	MCA	7,900	2019
10	49	BX	10	Alley	9340 E 60th Pl		PCMD	MCA	7,428	2019
10	49	BQ	3	Alley			PCMD	MCA	7,794	2019
10	49	BU	7	Alley			PCMD	MCA	7,900	2019
10	49	BW	9	Alley			PCMD	MCA	7,578	2019
10	49	BY	11	Alley			PCMD	MCA	4,346	2019
10	49	BZ	13	Alley			PCMD	MCA	10,339	2019
10	49	CJ	22	Alley			PCMD	MCA	11,184	2019
10	49	CK	23	Alley			PCMD	MCA	17,235	2019
10	49	CL	24	Alley			PCMD	MCA	18,528	2019
10	49	CM	25	Alley			PCMD	MCA	17,791	2019
10	49	CN	26	Alley			PCMD	MCA	14,506	2019
10	49	CP	27	Alley			PCMD	MCA	13,408	2019

50

EXHIBIT B-2
MCA MANAGED FACILITIES
as of January 1, 2023

District	Filing	Tract	Block #	Facility Type	Facility Address	Common Name	Owner	Budget	Quantity Accepted	Accepted
10	49	CQ	28	Alley			PCMD	MCA	17,285	2019
10	49	CR	29	Alley			PCMD	MCA	9,370	2019
10	49	CU	33	Alley			PCMD	MCA	9,622	2019
10	49	CV	34	Alley			PCMD	MCA	9,595	2019
10	49	CW	35	Alley			PCMD	MCA	4,279	2019
10	49	CX	36	Alley			PCMD	MCA	5,427	2019
10	49	CY	37	Alley			PCMD	MCA	9,718	2019
10	49	CZ	38	Alley			PCMD	MCA	4,279	2019
10	49	DJ		Park	9190 E 59th North Pl		PCMD	MCA	55,092	2019
10	49	DN		Park	9201 E 58th Ave		PCMD	MCA	16,866	2019
10	49	DP		Park	9227 E. 57th Ave	Beeler Park Lazy River	PCMD	MCA	52,649	2019
10	49	DF		Park	9390 E 61st Ave		PCMD	MCA	25,873	2019
10	49	DA		Park			PCMD	MCA	17,892	2019
10	49	DB		Park			PCMD	MCA	14,855	2019
10	49	DD		Park			PCMD	MCA	14,220	2019
10	49	DE		Park			PCMD	MCA	16,028	2019
10	49	DG		Park			PCMD	MCA	16,224	2019
10	49	DH		Park			PCMD	MCA	2,278	2019
10	49	DK		Park			PCMD	MCA	20,107	2019
10	49	DM		Park			PCMD	MCA	14,714	2019
10	49	DQ		Park			PCMD	MCA	7,449	2019
10	49	DR		Park			PCMD	MCA	18,700	2019
10	49	EC		Park			PCMD	MCA	7,449	2019
11	54	AY	1	Alley			PCMD	MCA	14,133	2019
11	54	AZ	2	Alley			PCMD	MCA	12,868	2019
11	54	BA	3	Alley			PCMD	MCA	14,265	2019
11	54	BB	4	Alley			PCMD	MCA	15,610	2019
11	54	BC	5	Alley			PCMD	MCA	13,669	2019
11	54	BD	6	Alley			PCMD	MCA	10,976	2019
11	54	BE	7	Alley			PCMD	MCA	11,160	2019
11	54	BF	8	Alley			PCMD	MCA	15,791	2019
11	54	BG	9	Alley			PCMD	MCA	11,979	2019
11	54	BH	10	Alley			PCMD	MCA	11,175	2019
11	54	BJ	11	Alley			PCMD	MCA	6,361	2019
11	54	BK	12	Alley			PCMD	MCA	10,131	2019
11	54	BL	15	Alley			PCMD	MCA	13,904	2019
11	54	BM	16	Alley			PCMD	MCA	10,131	2019
11	54	BN	17	Alley			PCMD	MCA	6,145	2019
11	54	BP	18	Alley			PCMD	MCA	10,744	2019
11	54	BQ	19	Alley			PCMD	MCA	7,080	2019
11	54	BR	20	Alley			PCMD	MCA	7,051	2019
11	54	BS	21	Alley			PCMD	MCA	11,120	2019
11	54	BT	22	Alley			PCMD	MCA	6,900	2019
11	54	BU	23	Alley			PCMD	MCA	10,168	2019
11	54	BV	24	Alley			PCMD	MCA	18,694	2019
11	54	BW	26	Alley			PCMD	MCA	9,961	2019
11	54	BX	27	Alley			PCMD	MCA	15,384	2019
11	54	BY	29	Alley			PCMD	MCA	13,355	2019
11	54	BZ	30	Alley			PCMD	MCA	17,364	2019
11	54	CA	31	Alley			PCMD	MCA	12,212	2019
11	54	CB	32	Alley			PCMD	MCA	13,765	2019
11	54	DH	13	Alley			PCMD	MCA	24,738	2019
11	54	DJ	25	Alley			PCMD	MCA	4,000	2019
11	54	CM		Park			PCMD	MCA	319,633	2019
11	54	CN		Park			PCMD	MCA	20,699	2019
11	54	CP		Park			PCMD	MCA	87,032	2019
11	54	CQ		Park			PCMD	MCA	16,194	2019
11	54	CR		Park			PCMD	MCA	42,444	2019
11	54	CS		Park			PCMD	MCA	26,487	2019
11	54	CT		Park			PCMD	MCA	20,358	2019
11	54	DF		Park			PCMD	MCA	4,388	2019
11	54	DG		Park			PCMD	MCA	3,705	2019
DPR	E/W			Forebay	Bluff Lake		CCD	PCMD	2	2008
DPR	E/W			Forebay	East West Greenway		CCD	PCMD	4	2005
DPR	E/W			Forebay	Northfield		CCD	PCMD	8	2009
DPR	E/W	Central		Forebay	Westerly Creek		CCD	PCMD	4	2005
DPR	E/W	North		Forebay	Westerly Creek		CCD	PCMD	2	2005

(51)

EXHIBIT B-2
MCA MANAGED FACILITIES
as of January 1, 2023

District	Filing	Tract	Block #	Facility Type	Facility Address	Common Name	Owner	Budget	Quantity Accepted	Accepted
DPR	EW	South		Forebay	Westerly Creek		CCD	PCMD	2	2008
	A3	A	1	Alley			PCMD	MCA	12,015	2019
	A3	B	2	Alley			PCMD	MCA	15,036	2019
	??			ROW-Median	CPB (I70-46th)		CCD	PCMD	????	2016